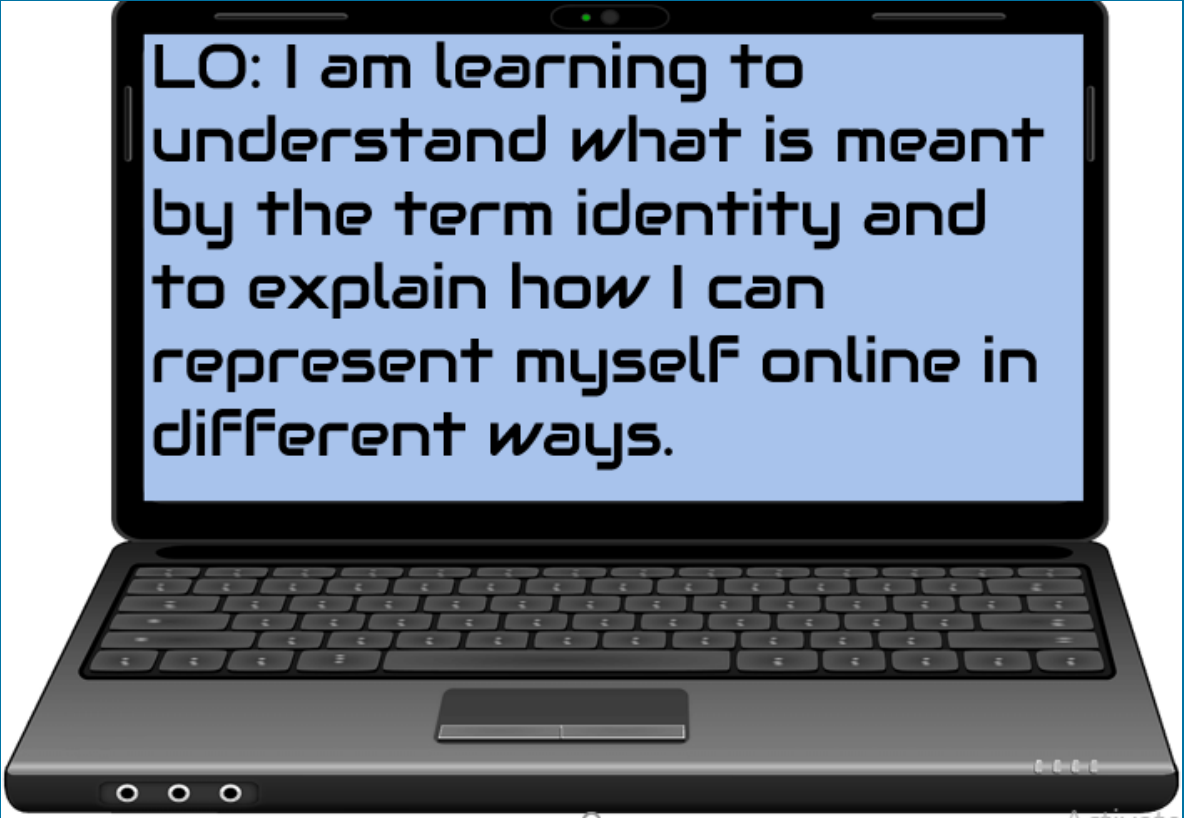


Digital Literacy

A black laptop is shown from a front-facing perspective, slightly angled. The screen is open and displays a light blue rectangular area containing black text. The laptop has a black keyboard and a silver trackpad. The background of the entire slide is a solid blue color.

LO: I am learning to understand what is meant by the term identity and to explain how I can represent myself online in different ways.



Digital Literacy

*How many clues do you need to
guess who am I?*

I am a bird.

I have two wings.

I am black and white.

I can be found at Marwell Zoo.

I find my food in water.

Digital Literacy

Who am I?



Digital Literacy

What is an identity?

Who a person is, or the qualities of a person or group that make them different (or similar to) others.



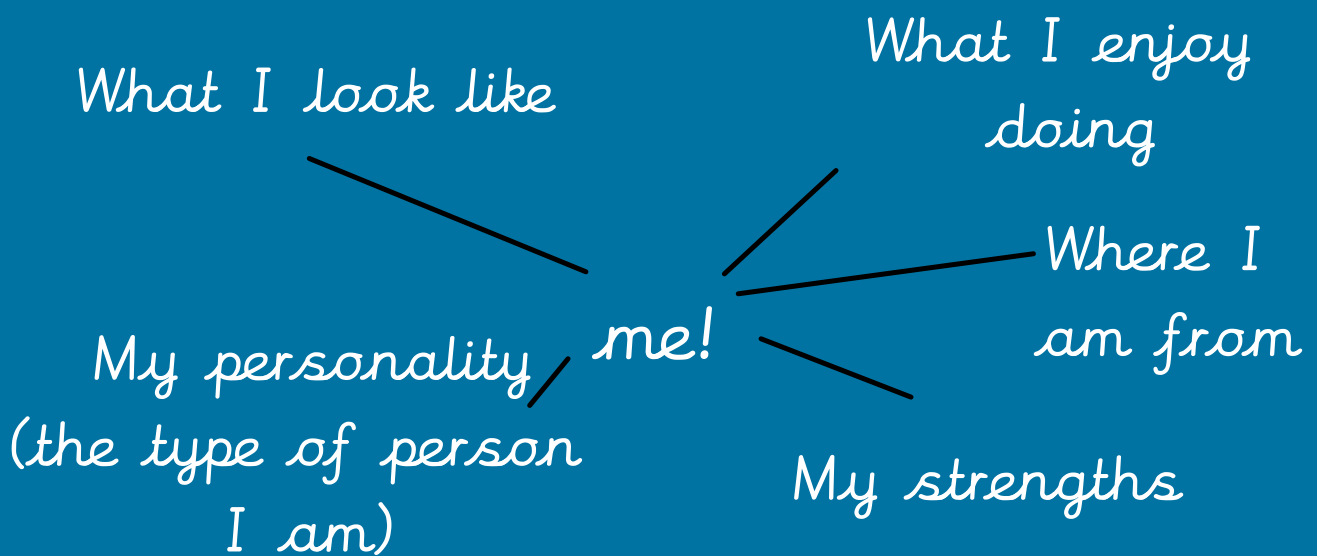
What makes up our identity?

Identities can be made up of many different parts. EG: Physical features, facts about ourselves, our experiences and our feelings.



Digital Literacy

What makes up our identity?



Use a mind-map to write down some of your own ideas and be ready to share.

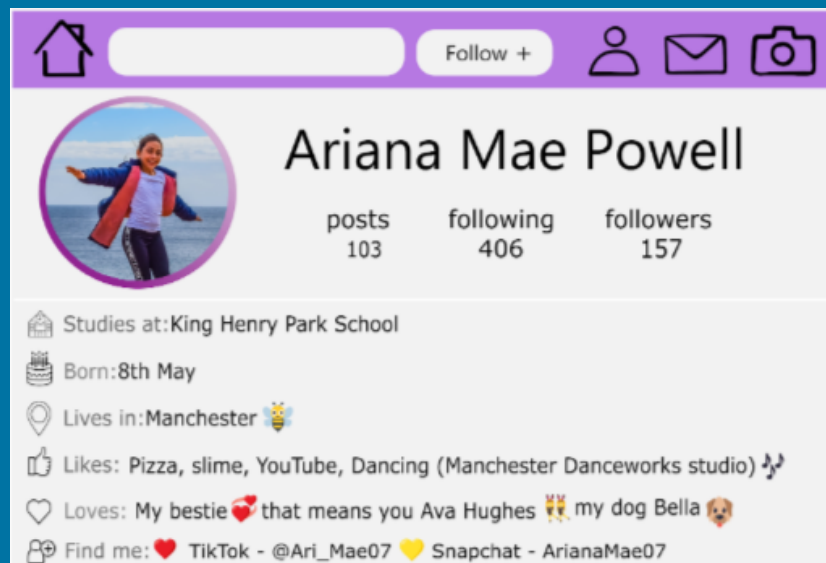
Discuss your ideas with someone at home or school.



CT: To record on flip chart on tables or record using post it notes

Digital Literacy

*Look at this online profile.
What does it tell us about who this person
is?*

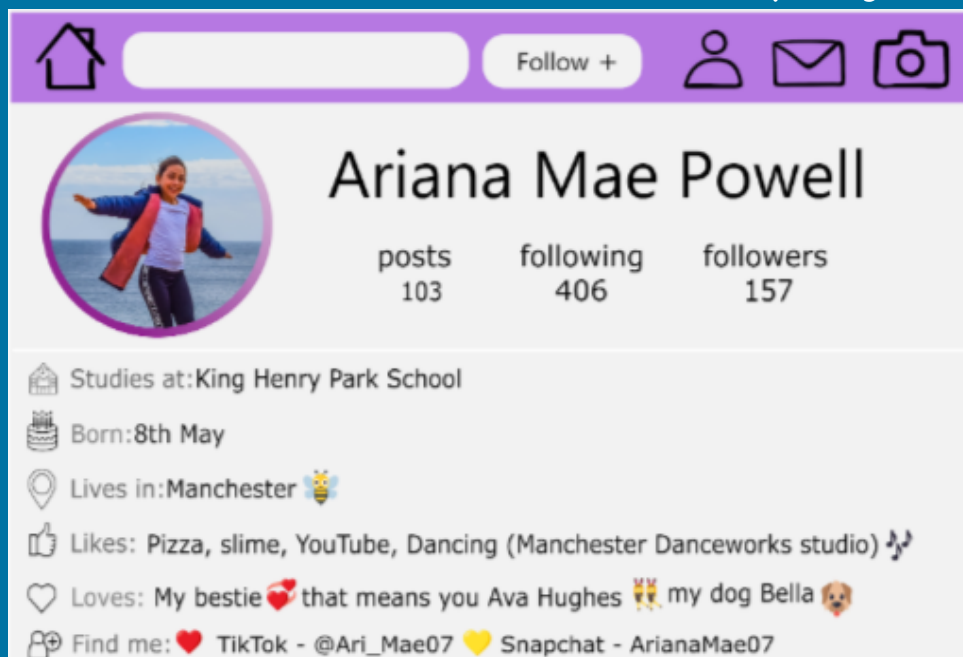


- *Colour code key:*
- *Physical features =*
- *Hobbies =*
- *Facts about them =*
- *Experiences =*
- *..... =*

CT: As a class, what does this online profile tell us who this person is. Use the colour code key to show the parts of their identity you have found.

Digital Literacy

Look at this online profile.



Discuss these questions:

- Which parts of their identity did they decide to share online?
- Which parts haven't they shared?

Explain why they didn't share other parts of their identity.

CT: As a class, what does this online profile tell us who this person is. Use the colour code key to show the parts of their identity you have found.

Digital Literacy

*Look at this online profile.
What does it tell us about who this
person is?*

PLAYER PROFILE



Staaarplayer10

♥♥♥♥♥♥♥♥

Strengths

Games won	49/64
Victory percentage	87%
Best score	2352
Current level	56
Rank	Expert

Weaknesses

 Tactics

 Speed

 Team work

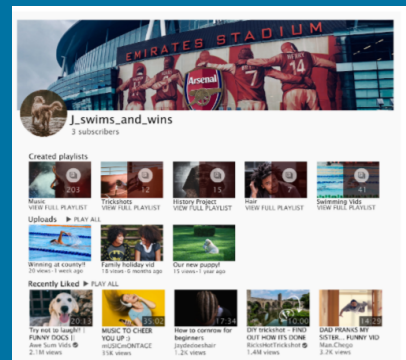
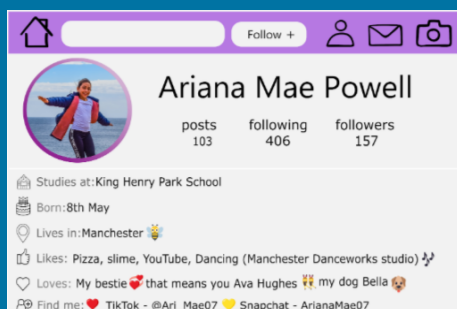
 Communication

- Which parts of their identity did they decide to share online?
- Which parts haven't they shared?
- Colour code key:
- Physical features =
- Hobbies =
- Facts about them =
- Experiences =
- =


CT: As a class, what does this online profile tell us who this person is. Use the colour code key to show the parts of their identity you have found.

Digital Literacy

What similarities do the profiles have and what makes them different?



How can someone change their identity online?



Which parts of your identity would you feel happy to share online via a game, video platform or social media?

CT: Further questions: Does it change depending upon the platform? Why is it different for some platforms? Eg. you may choose to use an avatar on a game but a real photograph on social media.



Digital Literacy

Create your own online identity.

Think about...

- *What you're happy to share*
- *How you can share part but not all the details (e.g. your age but not date of birth, town you live but not address, avatar rather than a photo).*
- *What you do not want to share!*

CT: Create a display with the children's different identities.

Creating

Plan, make, assess

Exit pass

What does it tell us about
who this person is?

Colour code key:

Physical features =

Hobbies =

Facts about them =

Experiences =

..... =



How can someone change their identity online?
