

Agenda

Editing

Planning to present work

Publishing

Success Criteria

LO: I can edit my writing and publish my work

I can focus on one skill at a time	
I search for errors like a proof reader	
I can plan an attractive publishing paper	
I can publish my work so it grabs the reader's attention	

In this series of lessons you have revised




- Capital letters and full stops
- Simple and compound sentences
- Expanded noun phrases
- Handwriting
- Possessive apostrophes

Use this timer to spend 5 minutes focusing on one of these skills at a time. Edit your work as you go. You could give yourself points for each skill you have achieved.




Design your publishing paper

Look at these examples of published work. What ideas can you magpie? Be careful, these are not about Stonehenge, what ideas do you have to create some of your own paper for Stonehenge?



Your turn!

Use a scrap piece of paper to map out an idea for your publishing paper. Then start publishing your work.



How successful were you?

LO: I can edit my writing and publish my work

I can focus on one skill at a time	
I search for errors and make improvements	
I can plan an attractive publishing paper	
I can publish my work so it grabs the reader's attention	

EXT: Looking at your finished piece of work, what is the thing you are most proud of? What is the thing you would change next time?