



What's our  
target?



fluency



Reading Out Loud



**Most people like listening to stories, but it takes certain skills to make a story sound entertaining.**

1. Listen to the two versions of the passage.
2. Which one is the best, the first or the second?
3. Why is one better than the other?

**fluency**



# Hints and Tips



**Read with confidence** and if you don't feel confident, pretend!

**Vary the pace** of your voice to make it go faster or slower according to what you are reading.

**Change the volume** of your voice as needed, from whispering to shouting and all levels in between.

**Put expression** into your voice and really mean what you read.

fluency



# Confidence

- Not everyone likes to read out loud, but it is an essential skill to have.
- If you feel nervous – smile! It automatically sends feel-good chemicals to the brain.
- Everyone listening has to read out loud too, so they are on your side.
- Imagine you are the best reader in the world and act it.

**fluency**






# Pace

- Changing the speed that you read can help your listeners to understand and become interested in the story.
- You need to judge where in the text it will help to go faster or slower.

**fluency**




fluency



## Volume

- Sometimes you need to read quietly and sometimes loudly.
- If someone is whispering, it's good to do a stage whisper, which can still be heard by the audience.
- If someone is shouting, it is often shown in capital letters, or by an exclamation mark, which tells you to raise your voice.



fluency



## Expression


- Your expression should vary according to the mood of the text you are reading. If it is very serious and sad, your voice should reflect this. If it is lively and excited, change your voice to show this.
- If there are characters in your story, it is good to do a different voice for each one. This makes them come alive to the listener.







Listen to me  
read this  
extract from the  
text.



When he caught sight of water flowing gently in a meandering river, he slipped into it and began to cry. But all of a sudden, as the current washed over his small round back, he saw them ...

His parents! His brothers! His friends! They were all waiting for him in a pyramid made of glass. Filled with joy, Little Hippo ran up to join them with all the strength that his little legs would allow.

Listen to me  
read the  
extract once  
more.

When he caught sight of water flowing gently in a meandering river, he slipped into it and began to cry. But all of a sudden, as the current washed over his small round back, he saw them ...

His parents! His brothers! His friends! They were all waiting for him in a pyramid made of glass. Filled with joy, Little Hippo ran up to join them with all the strength that his little legs would allow.

Underline on the text where I:

- go slow or fast;
- speak quietly or loud;
- use expression or a character voice.

L.O. I am learning to improve the way I read aloud.

1. Underline the parts of the extract where I go fast or slow in red.
2. Underline the parts of the extract where I read quietly or loudly in blue.
3. Underline the parts of the extract where I read with expression in green.

When he caught sight of water flowing gently in a meandering river, he slipped into it and began to cry. But all of a sudden, as the current washed over his small round back, he saw them ...  
His parents! His brothers! His friends! They were all waiting for him in a pyramid made of glass. Filled with joy, Little Hippo ran up to join them with all the strength that his little legs would allow.

Now use this to help you read and perform the extract in exactly the same way you have had it read to you.

Listen to me  
read the  
extract once  
more.

When he caught sight of water flowing gently in a meandering river, he slipped into it and began to cry. But all of a sudden, as the current washed over his small round back, he saw them ...  
His parents! His brothers! His friends! They were all waiting for him in a pyramid made of glass. Filled with joy, Little Hippo ran up to join them with all the strength that his little legs would allow.

Underline on the text where I:

- go slow or fast;
- speak quietly or loud;
- use expression or a character voice.

L.O. I am learning to improve the way I read aloud.

1. Underline the parts of the extract where I go fast or slow in red.
2. Underline the parts of the extract where I read quietly or loudly in blue.
3. Underline the parts of the extract where I read with expression in green.

When he caught sight of water flowing gently in a meandering river, he slipped into it and began to cry. But all of a sudden, as the current washed over his small round back, he saw them ...  
His parents! His brothers! His friends! They were all waiting for him in a pyramid made of glass. Filled with joy, Little Hippo ran up to join them with all the strength that his little legs would allow.

Now use this to help you read and perform the extract in exactly the same way you have had it read to you.

# fluency



Now it's your  
turn!

Practise reading





When you feel  
confident, perform the  
extract to a partner.