
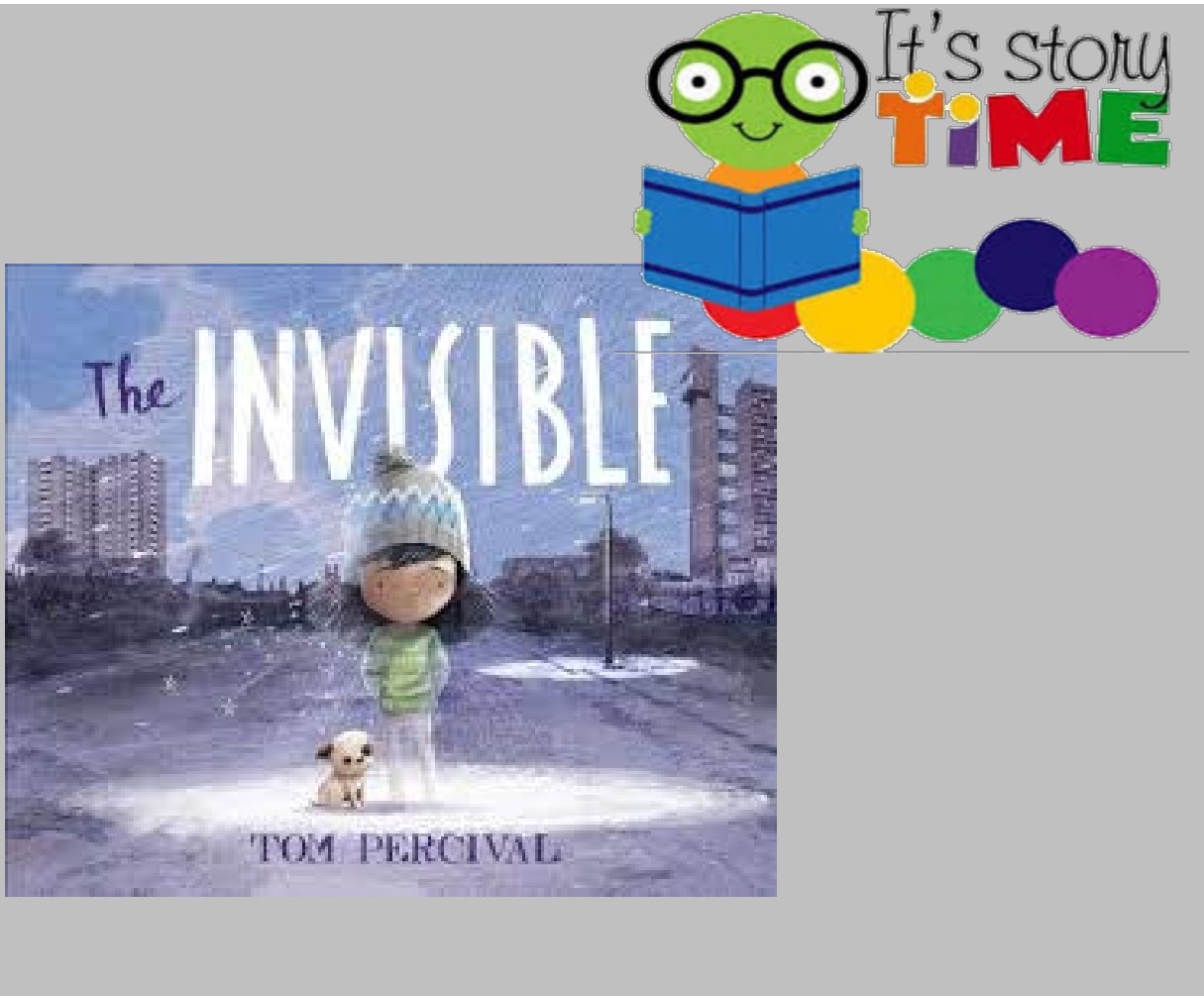


We are continuing with our work on 'The Invisible'.







LO: I am learning to identify
themes in a text

What is a theme?

Let's create a class mind-map on flipchart.

What is a theme?

A theme is the underlying messages that exist beneath the words that are written on the page.

Themes are not the plot or the genre.

They are the big ideas the author is trying to convey to the reader.

Writers show this through the words and actions of characters as they respond to the situations in which they find themselves.

What is a theme?

Themes are quite often linked to morals or emotions. For example love, hate, courage, friendship, empathy, loneliness, resilience and kindness.

Can we add anything else to our mindmap?

What themes are in the story?

These are the themes we will be focusing on this week.



Today we will focus on:



Can you find evidence to show that invisibility is a theme?

EXTRACT 2: FEELING SAD AND INVISIBLE

Let's discuss



- How does Isabel feel here? How can you tell?
- Why do you think she feels this way?
- What - 'for the first time ever' can Isabel not find? What does this tell you?

How do we know one of the themes in the story is invisibility?

EXTRACT 2: FEELING SAD AND INVISIBLE



You are going to work in pairs to answer this in your books.

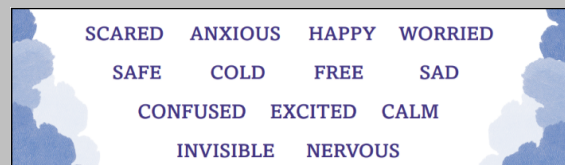
The author describes how 'the city looked exactly how Isabel felt - cold, sad and lonely'.

Why does feeling sad sometimes make us feel lonely or invisible?

Let's mind map ideas
about what could happen
next.

Think about what you think would happen next.

Pick a emotion from the word bank to show this and then draw a scene to represent your chosen emotion.



Look at the authors example on the next slide.

Example:

CHOSEN FEELINGS	SCENE
COLD, SAD AND LONELY	<div>SNOWY WEATHER, WHITE STREETS, DARK, GREY BUILDINGS WITH NO LIGHTS, HARDLY ANY PEOPLE AROUND.</div> 