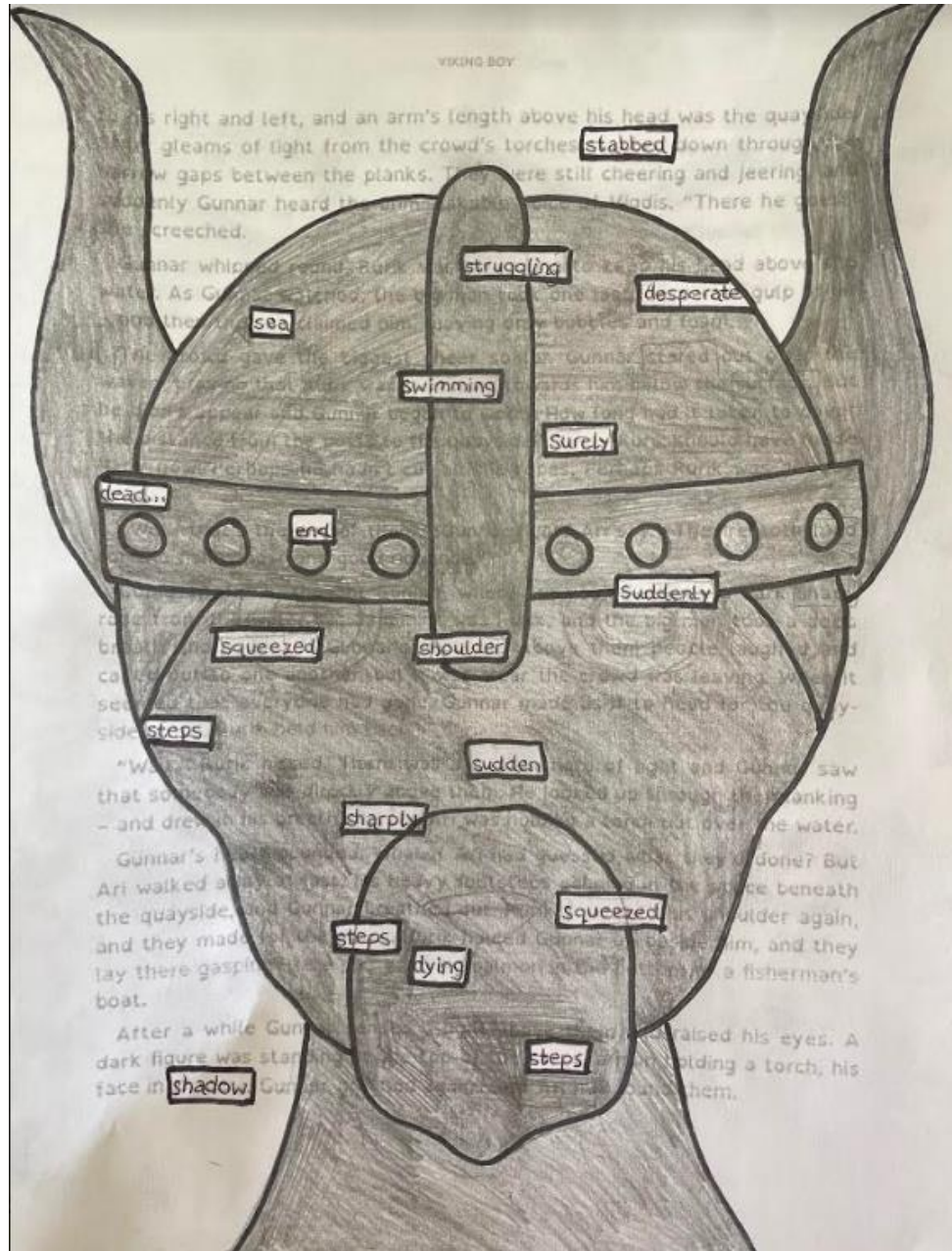


Blackout Poetry

Rather than staring at blank page waiting for inspiration, create original poetry by taking away words. Blackout poetry is created using old book pages. Pick out the words you want to keep (using alliteration is a good way to start e.g. pick out all the words that start with the letter 'P'), then blackout all the others using marker pens.

Simple forms of blackout poetry literally just colour black over the unwanted words, but you can take it to the next level by using illustrations that link to the original text. There are thousands of examples on Google and Pinterest to inspire you. The finished results of your blackout poetry lesson will make an excellent artistic display for our book corner.

Please email your teacher with your completed piece of work. Remember if you have an old book and have checked with an adult, you can use a page from a book, magazine, newspaper etc or if not, you can use one of the templates provided.



For this one, I drew the outline of a Viking. I then made the words I wanted to use by drawing a square round them and then going over the words using biro.

Finally, I shaded in the Viking.

Erik put his hand on his sword and went deeper into the cave. Suddenly he stopped, for he could hear another sound above him. It sounded like a heart beating.

'Who's there?' he cried.

'You must go deeper into the cave,' said a voice ... and it sounded like his father, although he had been dead for many years.

But Erik pulled his helmet more firmly onto his head and went deeper into the cave.

And as he got deeper, the cave grew warmer and he saw a red glow ahead of him. And as he got nearer and nearer he let go of his sword and took off his helmet and he found himself in a small room. It was warm and soft and on the floor had been laid out food and drink and a straw bed. Erik was overcome by a desire to lie down and go to sleep, but something inside him told him to beware.

'Rest yourself,' said his father's voice.

'I cannot,' said Erik, 'for my men are waiting for me to return.'

'Sleep my child,' said his mother's voice.

'I should like to ...' said Erik, and he lay down on the straw bed, but still something inside him told him to beware.

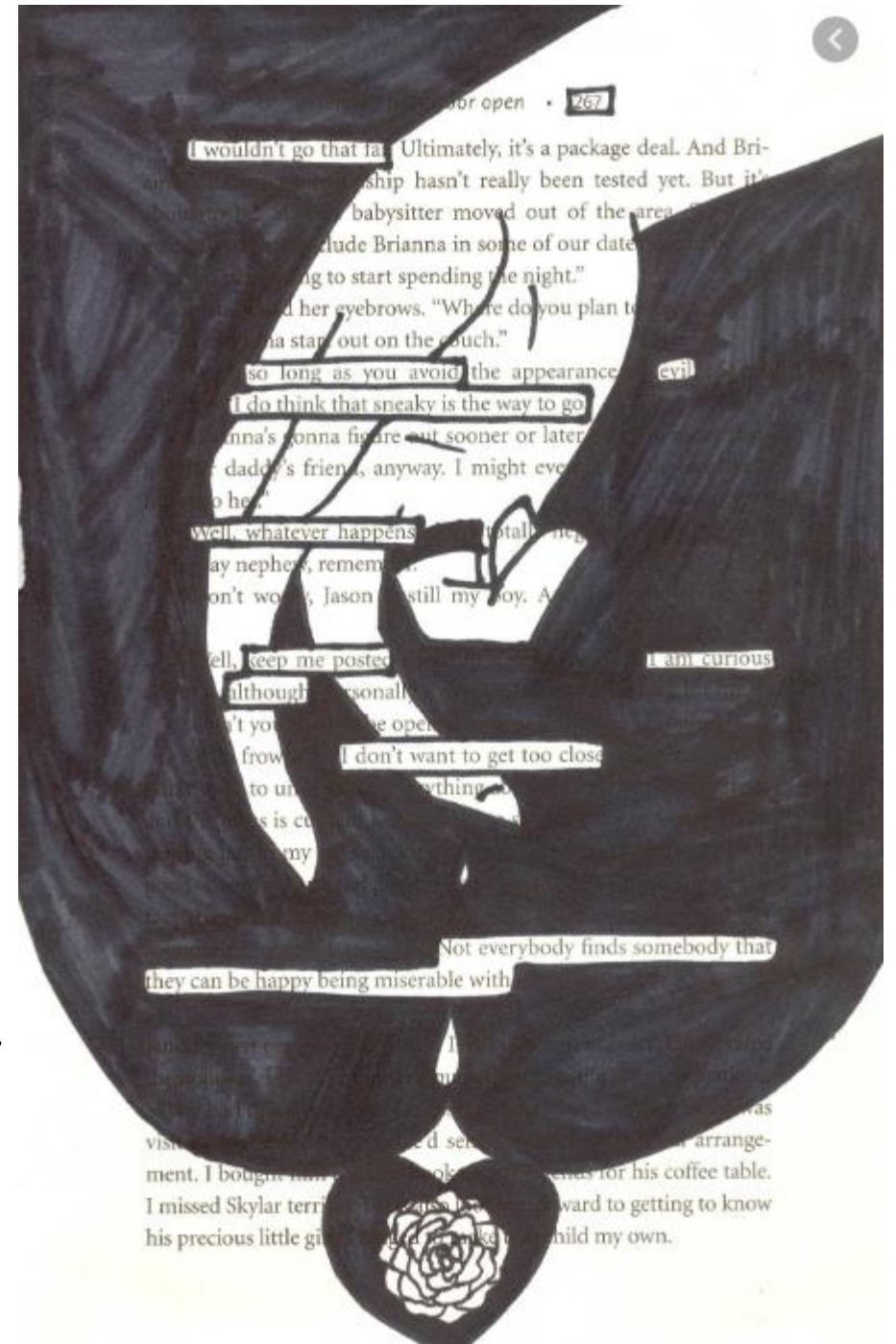
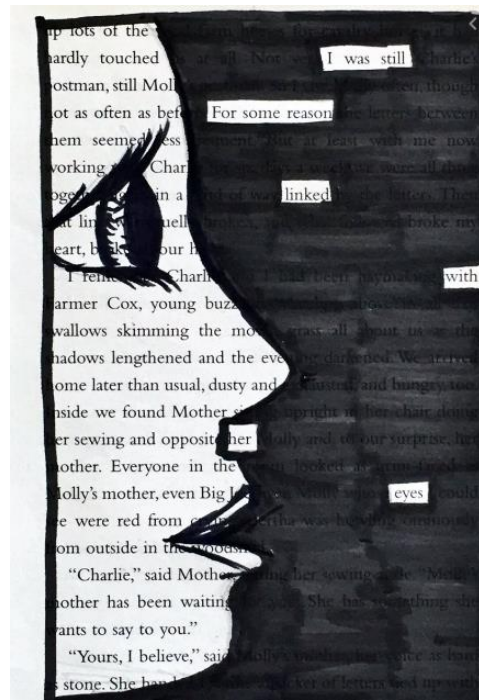

'I seek the who will tell me what I want to know ...' he said, and his eyes were fast closing with sleep.

'This is all you need to know,' said a soft voice at his ear, and he turned and saw a young girl beside him whose skin was green as jade. She held up a golden charm on a golden chain, and said, 'Here, wear this around your neck, and you will know everything you need to know,' and she lifted it up, and Erik looked at her eyes, and still something inside him told him to beware. But he bent his head, and the beautiful green girl placed the chain over his head, and a voice inside him said 'Stop! Before it's too late,' but the chain was already around his neck and resting on his shoulders.

The green girl gave a cruel laugh, and Erik's mind went suddenly clear like the water in the stream, and he suddenly knew that this was the Enchantress of the Fjord, and that no man ever returns from her embrace and that now he knew all he needed to know. But the chain was round his neck, and he realised that although his mind was clear he could not move a single muscle.

For this one, I decided to draw a tree to represent Yggdrasil. I made each word, or group of words into ends

Finally, I shaded in the tree and added roots.



Here are some more ideas.

- Further inspiration can be found by going to Pinterest and searching for of blackout art.

Please send a photo of your work to us when you have finished.