

THIS HALF TERM...

I am learning about
the Stone Age to Iron Age
period.

(2.5 million years ago to
2,000 years ago)



Starter



1. What does *chronology* mean?
2. How many periods is the Stone Age split into?
3. What were these parts called?
4. How many years ago did the Stone Age begin?
5. Is the Stone Age a significant part of British or World History?

Can you remember the answer to each of these questions from your previous learning? Discuss the answers with someone at home or in school.

Starter

1. Chronology means events are in order of when they happened
2. Three
3. Paleolithic, Mesolithic and Neolithic
4. 2.5 million years ago up to 2 thousand years ago
5. Yes, the Stone Age represents 99% of all human history. We learn how humans progressed from hunter-gatherers to farmers and made more sophisticated tools.

What is History?



Discuss with someone what you think History means?
Can you come up with a definition

L.O.: I can describe how sources
reveal important information about
the past.

Write today's L.O. in your book and underline the important words in the learning objective. Circle any words that you don't know the meaning of and discuss these with someone at home or in school

L.O.: I can describe how sources reveal important information about the past.



Spend time looking at this picture of what we think life was like in the Stone Age.
Discuss your ideas with someone at home or school.

L.O.: I can describe how sources reveal important information about the past.

We will be using these headings to help us understand what's happening in the image.



I see - This helps us look at the detail of an image. There are things that are obvious but the more you look the more you see, so spend time looking at the detail as this will help you understand more about what is happening



I think - Using what you see (i.e. the evidence), you can start to think about what an item is or how it is being used or what is happening.




I wonder - This helps you think about what you don't know but would be curious to find out. Being a historian is about being curious about the past and how people used to live their lives.

Here's some examples.

From just looking at this picture what can you tell me about life during the Stone Age?



*I think that these might
be used as weapons.*



I can see a dead deer.

*I wonder what material
he might be using to
make something from.*



Now it's your turn to come up with your own "I see", "I think" and "I Wonder".
Your challenge is to write 3 examples for each!



I see...




I think...



I wonder...

*I think that these might
be used as weapons.*



I can see a dead deer.

*I wonder what material
he might be using to
make something from.*



Odd one out

Now by using what
we have found out
from this first image
we now need to decide
which picture is the
odd one out.

Spend time looking at these pictures.



Think about what you see, think and wonder.
How are they the same? How are they different?

Decide which picture you think is the odd one out?



I think picture is the odd one out because

.....

If you chose picture 4, well done!



I think picture 4 is the odd one out because it shows how people were living a more sophisticated life. They have clothes made of cloth and they are making food like bread rather than hunting for their food. The building appears to be a house made from bricks rather than a cave or a temporary structure using sticks and animal skins.

Watch the video and write one thing you knew already, something you learnt and something that surprised you.



<https://www.bbc.co.uk/bitesize/topics/zs3487h/articles/ztnvgk7>

What is a historical source?

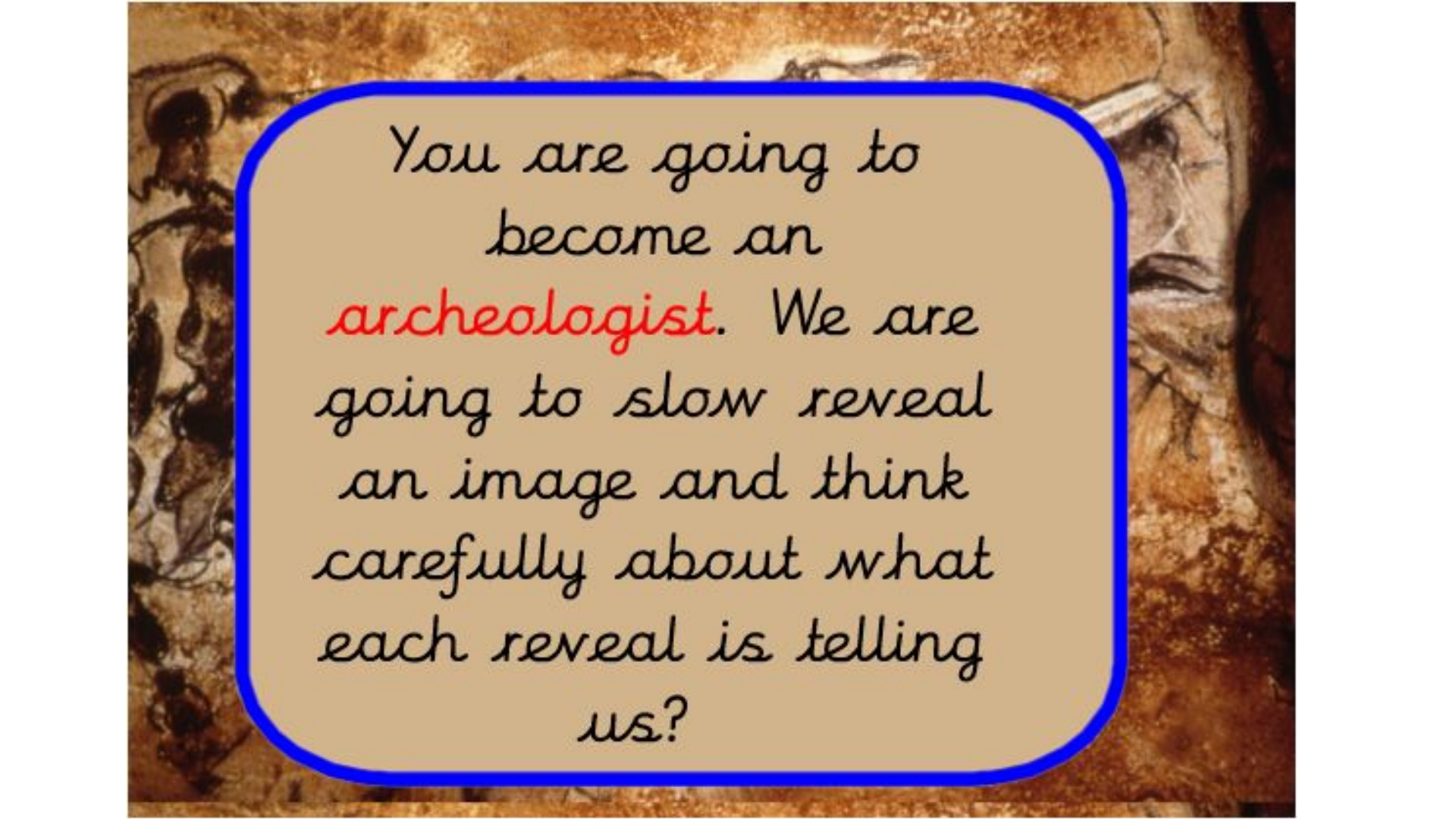
Write a definition from what you learnt during the video and give some examples.

A source is....



A historical source is....

A source is something that gives us clues and information about things from the past. Some examples of clues from the Stone Age are tools made from animals bones and flint, burial mounds, Stonehenge and cave paintings.



You are going to
become an
archeologist. We are
going to slowly reveal
an image and think
carefully about what
each reveal is telling
us?

In the next part of the lesson, you will be shown a picture depicting the stone age (it's an image of what people think the Stone Age might have been like). There's no pictures of what life was like in the Stone Age so it is made up from clues that we have about life in the Stone Age.

Each slide will reveal an extra piece of the picture.

As historians you will ask yourself...."has the extra piece told me anything new?"

Then write or discuss what you
see....
think....
wonder....

Everytime you get a new piece of the picture.

Look at the picture and write about what you see, think and wonder.



I see...



I think...



I wonder...



Look at the picture and write about what you see, think and wonder.




I see...



I think...



I wonder...



Has the extra piece told you anything new?

Look at the picture and write about what you see, think and wonder.



I see...



I think...



I wonder...



Has the extra piece told you anything new?

Look at the picture and write about what you see, think and wonder.




I see...



I think...



I wonder...



Has the extra piece told you anything new?

Discuss these questions with someone at home or school

What tools and weapons did they have?

What clothing did they wear?

What are they doing?

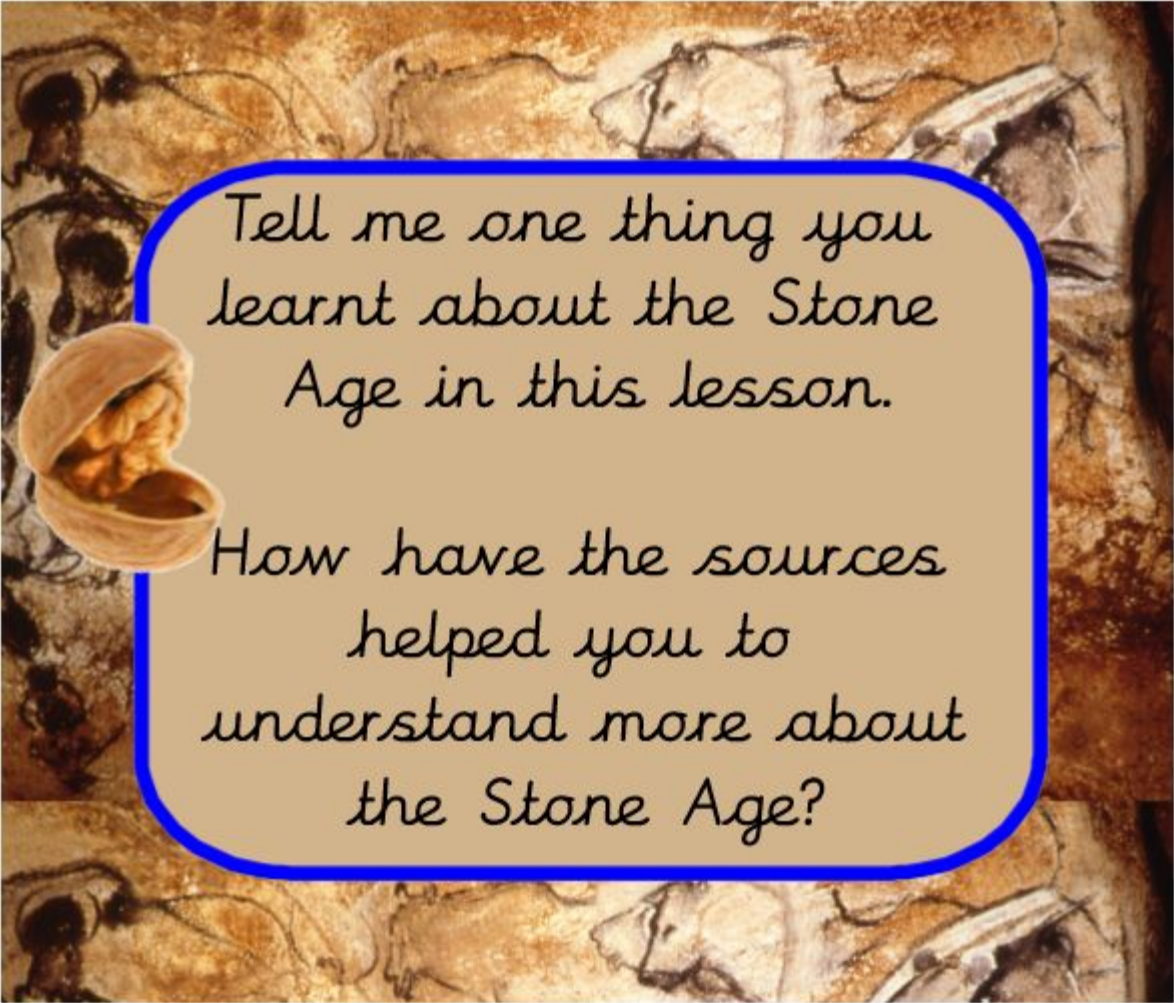
Challenge questions:

What did you find out from this image?

Was there anything that surprised you?

Is there anything else you would like to find out?



The background of the slide is a prehistoric cave wall covered in paintings of animals, including horses and deer. A blue-bordered rounded rectangle is centered on the slide, containing two questions. To the left of the rectangle, there is a small, realistic illustration of an open seashell.

Tell me one thing you
learnt about the Stone
Age in this lesson.

How have the sources
helped you to
understand more about
the Stone Age?