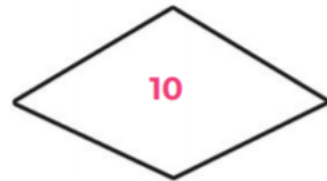
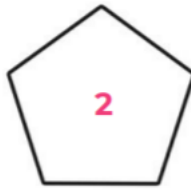
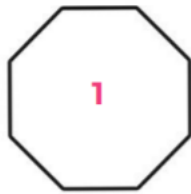


To Start

How many of the shapes can you name?



To Start

How many of the shapes can you name?


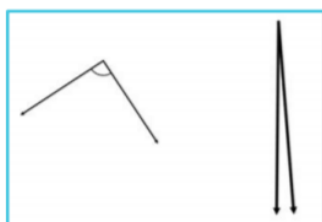
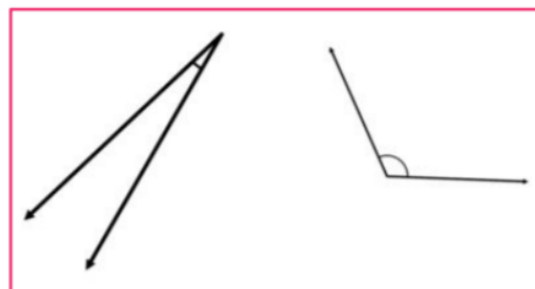
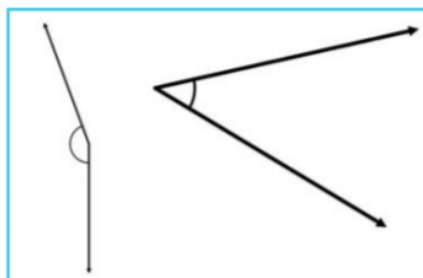
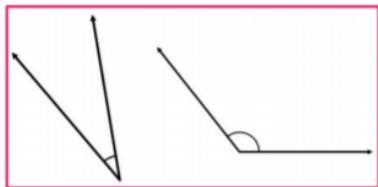


Shape number	Name	Shape number	Name
1		6	
2		7	
3		8	
4		9	
5		10	

Moving on

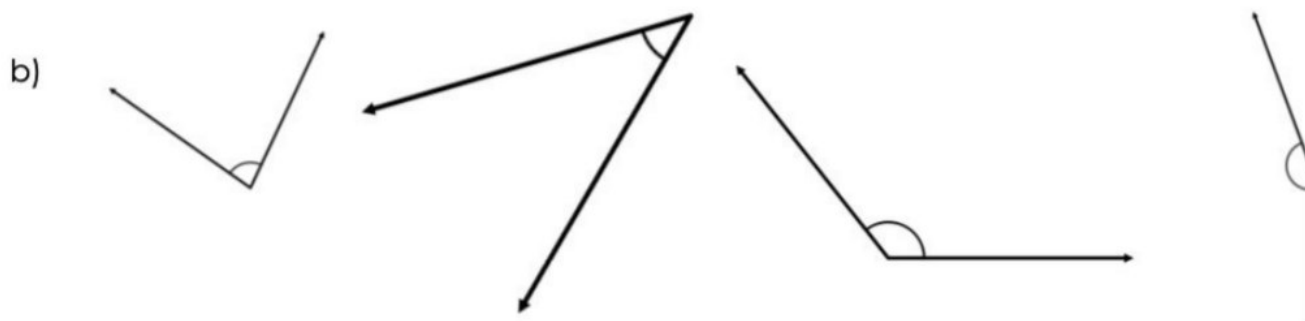
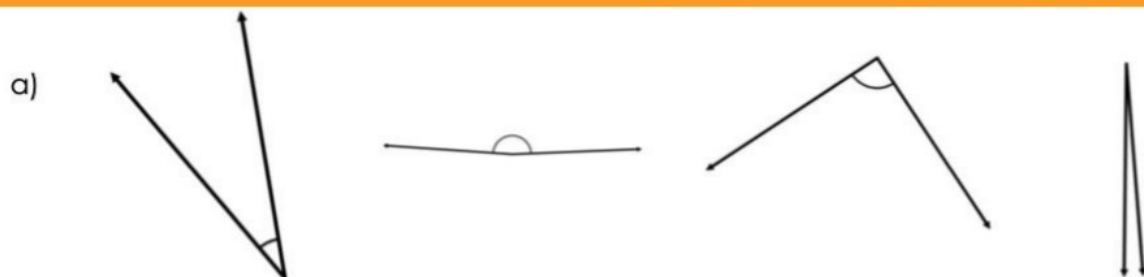
Tick the angle in each pair that is larger. If you are unsure try using an angle finder (explained in the lesson)

Can you spot the right angle? Circle it



Main Task

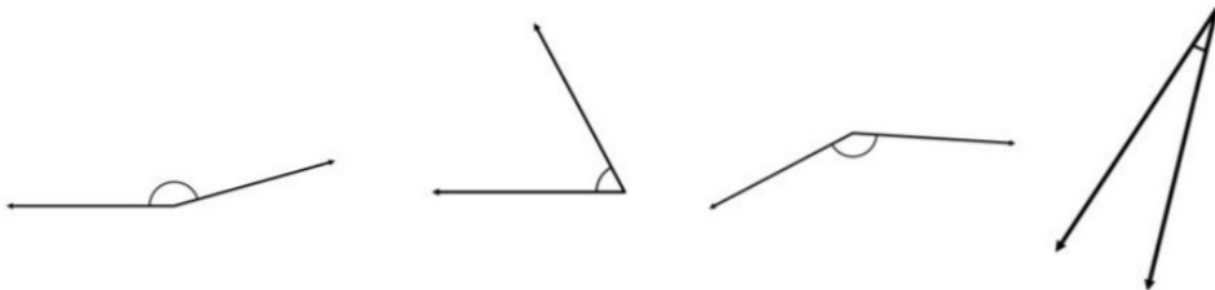
For each set of angles, decide which is the smallest. Number this 1. Then number 2, 3 and 4 from smallest to largest. (1 = smallest, 4 = largest)



Main Task

For each set of angles, decide which is the smallest. Number this 1. Then number 2, 3 and 4 from smallest to largest. (1 = smallest, 4 = largest)

c)



d)



Main Task - extension

Which 3 angles do you think are closest to being right angles? Circle the 3 you think

