

**Question 4:**  
**What is the**  
**relationship**  
**between rural and**  
**urban, human and**  
**physical**  
**environments?**

# There are two types of land features: *Physical* and *human*.

A land feature is something that is part of the environment like trees, houses, parks, hills, roads, schools but there are split into two groups.

---

A *human feature* is *man-made* like roads, schools, houses and shops.


A *physical feature* is *natural* like trees, fields, mountains and rivers.

---

Think of 5 more human features and 5 more physical features



Which of these pictures represent **physical** features and which are **human** features?



Write the letters that match the **physical** features and the **human** features.




Did you spot that some of the pictures have both physical features and human features?

Physical features

Both

Human features



What physical and human features can you see in pictures F and D?

Challenge:  
Why is a dam *a human feature*?





A dam is **a human feature** because humans use dams to create reservoirs to store water that we use in our homes.

When dams are built they block a river and flood an area.



Look out of a window in your home, and think about what *physical* and *human* features can you see?



Are the mostly *physical* features or *human* features?



Where would you expect to find more *physical features*, in a rural or an urban environment?

Rural



Urban





That's correct, you will find more **physical features** in an rural environment because it has lots of natural things like fields, hills, lakes, mountains and rivers.  
It still has human features but there are a lot less of these.



Rural



Urban



Where would you expect to find more *human features*, in a rural or an urban environment?

Rural



Urban





That's correct, you will find more **human features** in an urban environment because it has lots of man-made features like buildings and roads.

There are still physical features like trees but there are a lot less of these than buildings and roads!

Rural

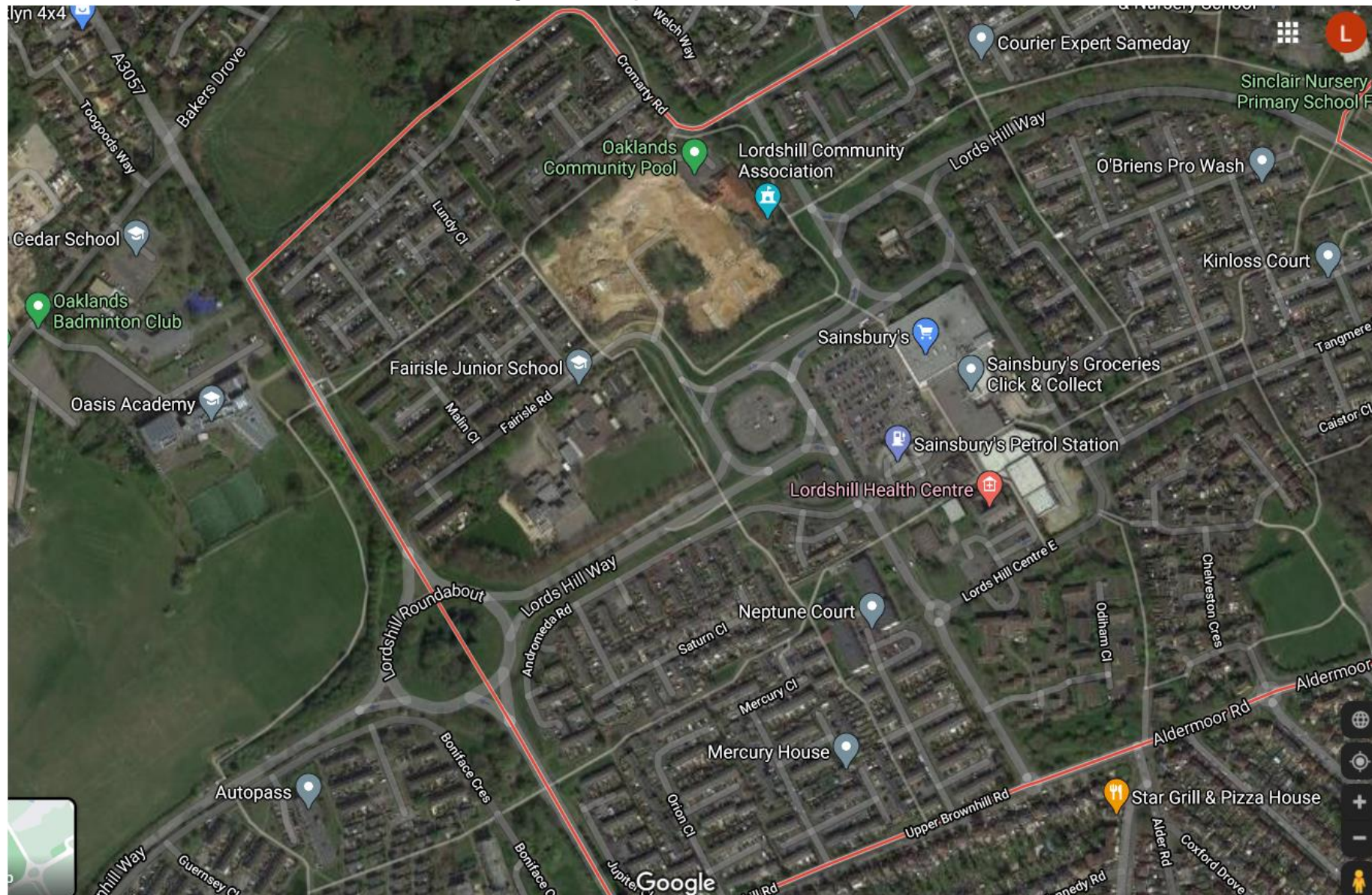


Urban





Look at this map of Lordshill, you should recognise it!  
Can you find our school?

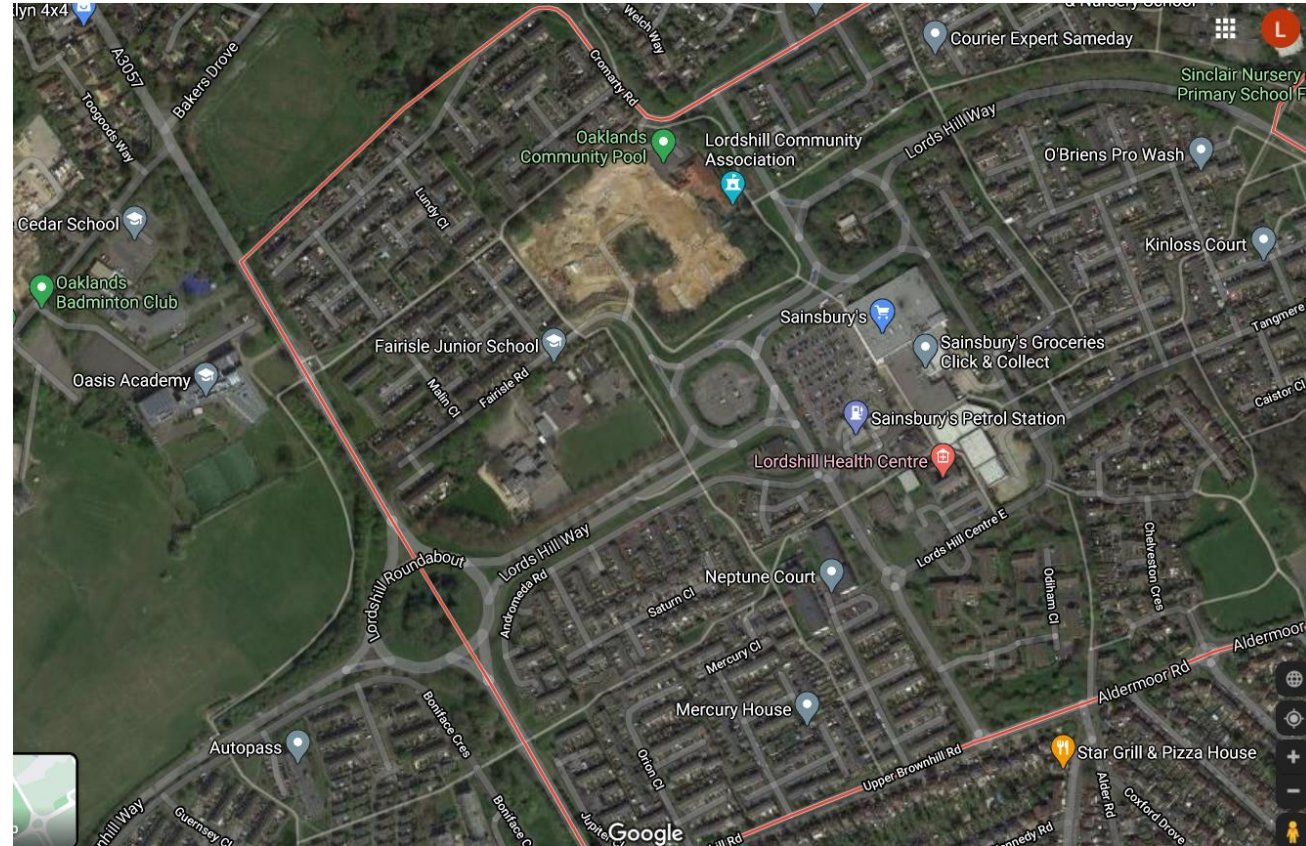




What **physical** and **human features** can you spot?

Can you make a list.

Which type of features can you see more of?



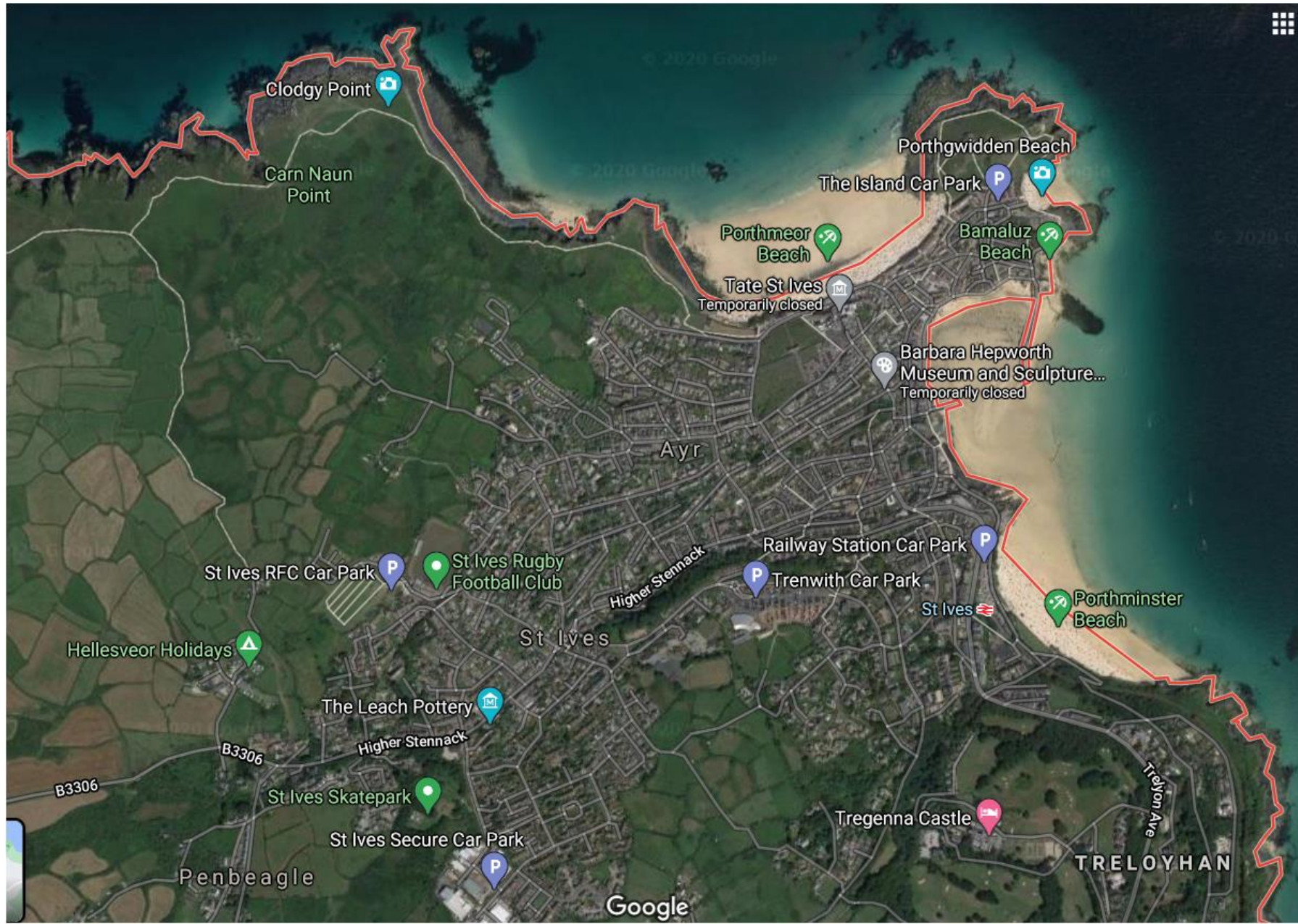
Using the vocabulary **physical features** and **human features** can you tell someone whether Lordshill is an urban or rural area.

You can use the stem sentence to help.

Lordshill is an ..... area because it has more ..... features like ..... and fewer ..... features like .....



*Look at this map of the area around St. Ives in Cornwall*

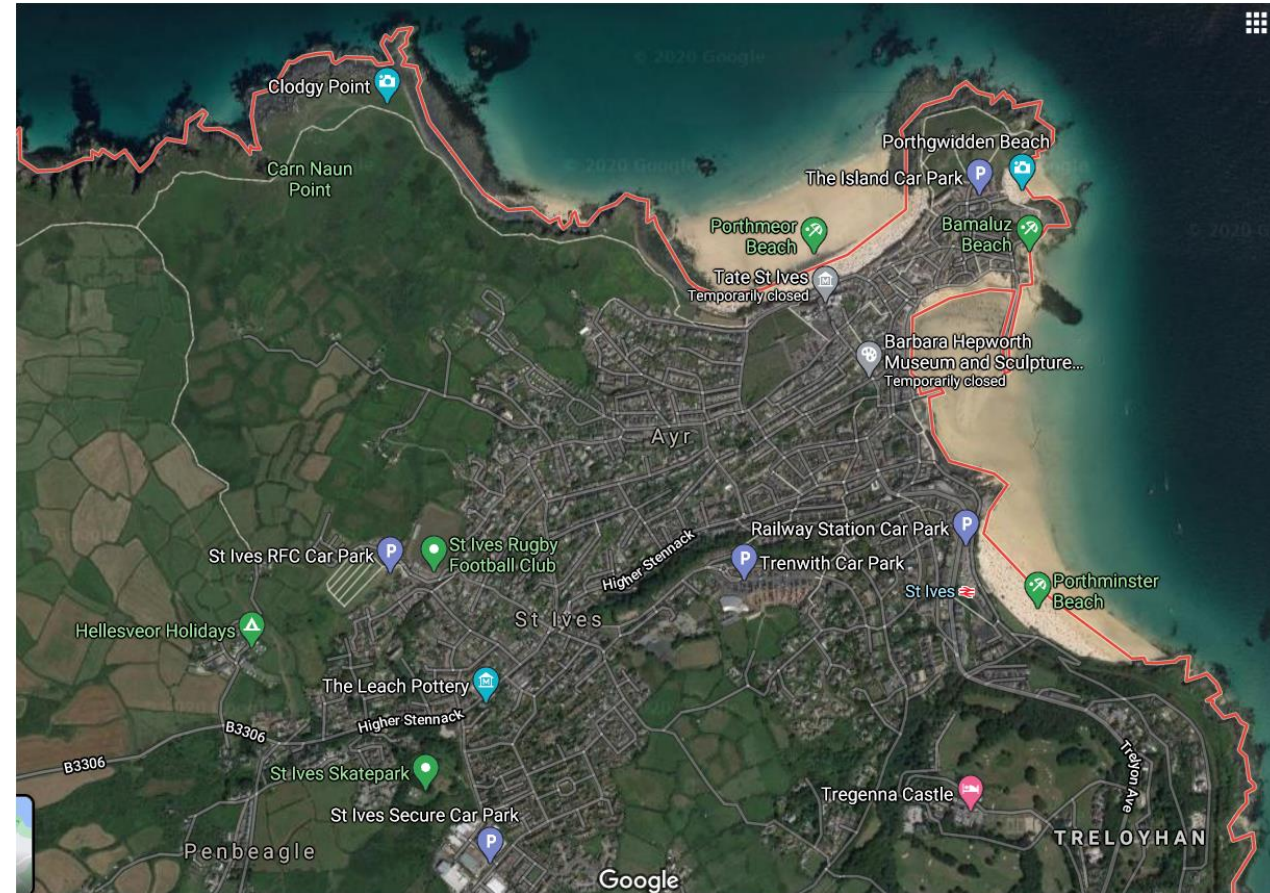




What **physical** and **human features** can you spot?

Can you make a list.

Which type of features can you see more of?





Using the vocabulary **physical features** and **human features** can you tell someone whether St. Ives in Cornwall is an urban or rural area.

You can use the stem sentence to help.

St. Ives is an ..... area because it has more ..... features like ..... and fewer ..... features like .....

Well done!

You now know how to compare different areas using urban and rural and understand what physical and natural features you see.

Next time you go for a walk see what physical and natural features you can spot!