

Today we are going to be researching further into evacuees to give you a better idea of what an evacuee would have gone through. This will help you to write more effectively in role when you produce your informal letter.

How do you think these children, who are about to be evacuated, are feeling? Why?



When children were about to be evacuated,
parents would have received this
document:

How would parents and their children
have felt reading this?

TO PARENTS OF CHILDREN REGISTERED FOR EVACUATION.

DEAR SIR (MADAM),

Your child has now been registered for evacuation and the purpose of this letter is to notify you of the steps which it will be necessary for you to take before evacuation is ordered.

1. CLOTHING.

In addition to the clothing which the child would be wearing, and such should include an overcoat or mackintosh, a complete change should be carried. The following is suggested :—

GIRLS.

One vest or combinations.
One pair of knickers.
One bodice.
One petticoat.
Two pairs of stockings.
Handkerchiefs.
Slip and blouse.
Cardigan.

BOYS.

One vest.
One shirt with collar.
One pair of pants.
One pullover or jersey.
One pair of trousers (long or short).
Handkerchiefs.
Two pairs of socks or stockings.

Additional for all :—

Night attire, comb, towel, plimsolls, face-cloth, toothbrush, and, if possible, boots or shoes.

GAS MASK.

/ Blanket/ should ~~not~~ be taken.

2. FOOD.

All adults and children should carry sufficient food for the day of evacuation. The following is suggested :—

Sandwiches (egg or cheese).

Packets of nuts and seedless raisins.

Dry biscuits (with small packets of cheese).

Barley sugar (rather than chocolate).

Apple, orange.

N.B.—*Liquids in bottles will not be permitted.*

3. LUGGAGE CARRIERS.

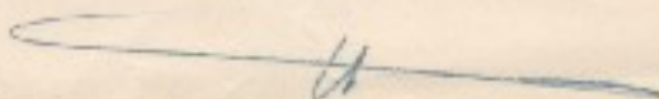
Rucksacks are suggested as the best form of luggage carrier, as these leave the arms free, an important advantage. The rucksack may be too expensive for children. A haversack would be cheaper and would be a good substitute.





You will be informed by letters if and when evacuation is ordered and you should observe carefully the instructions contained therein with regard to day, time and place of assembly.

Yours very truly,

L. G. ROSE,

Evacuation Officer.



-  Listen to interviews with evacuated children during WW2
-  Listen to host families being interviewed
-  Listen to an interview with a host family
-  Listen to Pamela's evacuation story

Watch the videos as many times as you need and fill in the mind map. Use the information in the videos to help you make notes underneath the questions on the mind map.

If you want to, you can do some your own additional research into what it would have been like to have been evacuated.