


### Gone Fishing

Cut out the fish. Complete the calculation on each fish, and then sort the fish by its answer into the correct tank. Once you have selected the correct tank, stick the fish onto the tank using a glue stick.

You may wish to work out the answers on the Short Division Sheet.




# Answer is less than 15





Answer is 15 +





# Gone Fishing **Answers**

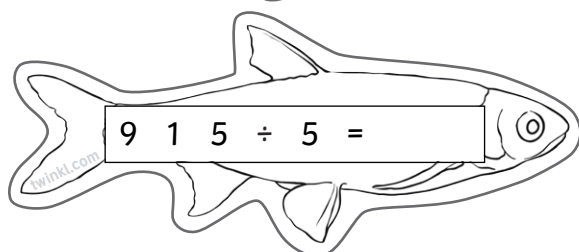
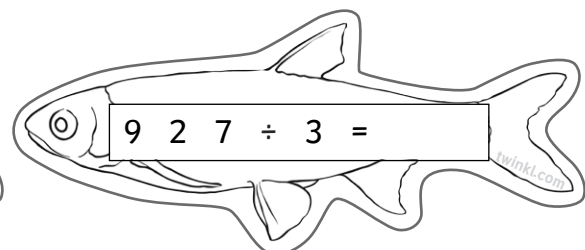
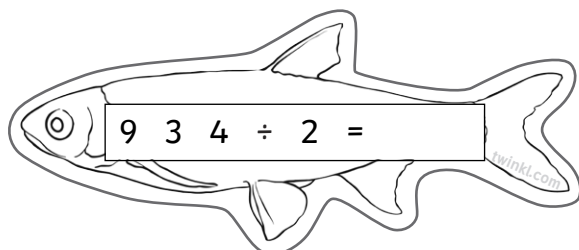
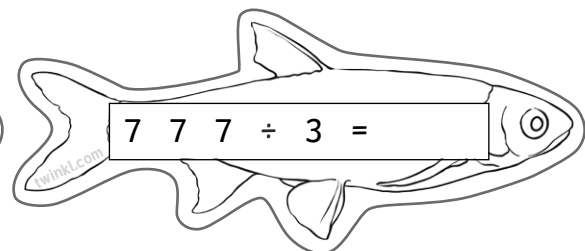
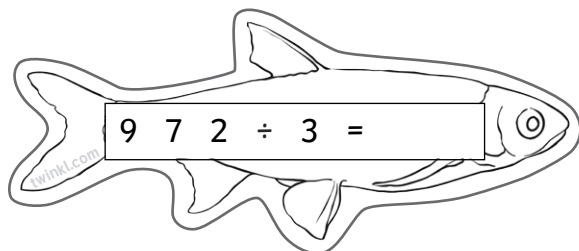
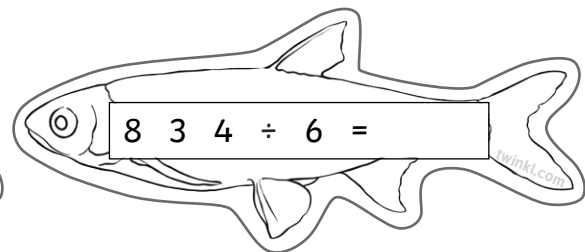
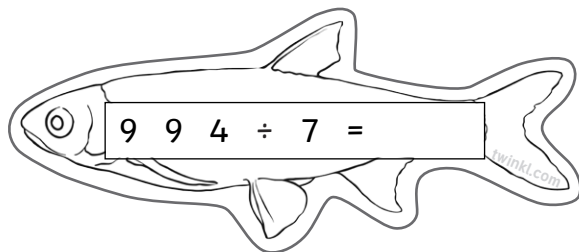
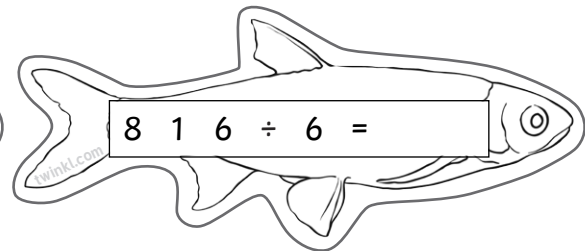
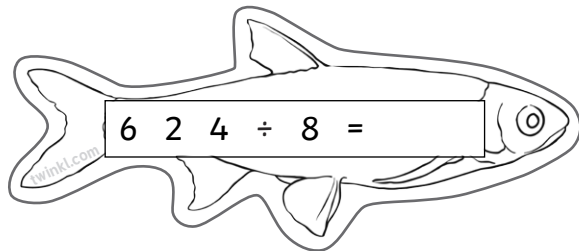
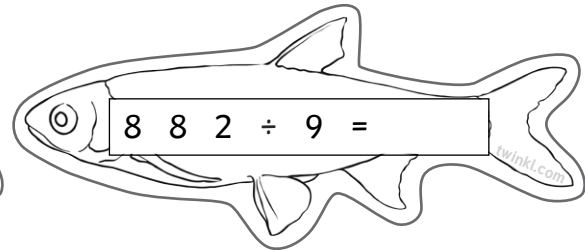
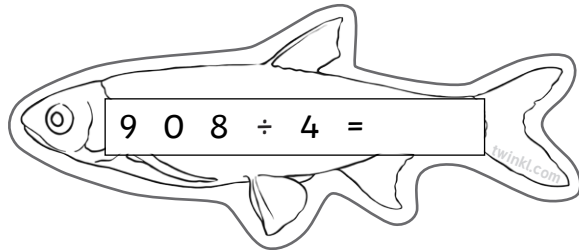
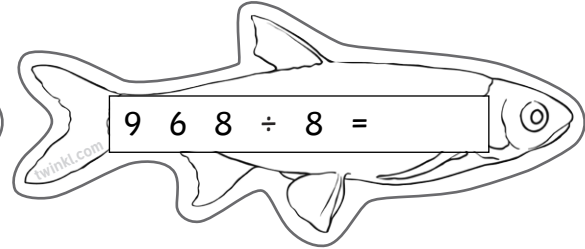
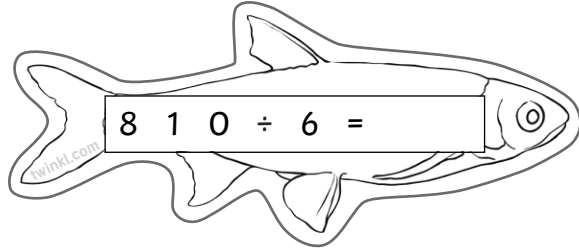
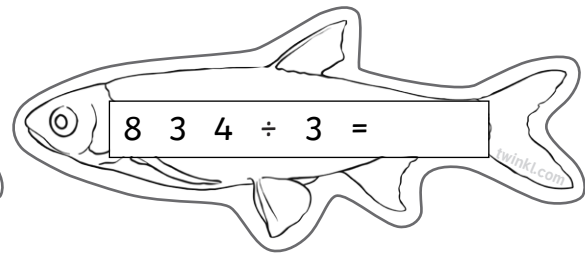
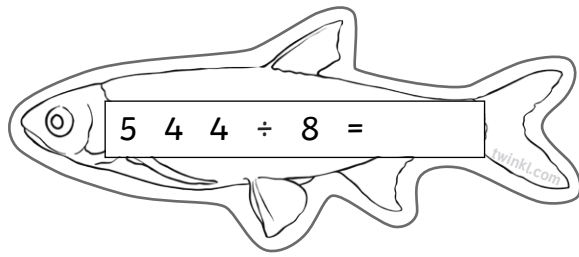
Question	Answer	
	Cut out the fish. Complete the calculation on each fish, and then sort the fish by its answer into the correct tank. Once you have selected the correct tank, stick the fish onto the tank using a glue stick.	
	Answer is less than 15	Answer is 15 +
	$96 \div 8 = 12$ $99 \div 9 = 11$ $104 \div 8 = 13$ $84 \div 6 = 14$ $77 \div 7 = 11$	$84 \div 3 = 28$ $92 \div 4 = 23$ $64 \div 2 = 32$ $81 \div 3 = 27$ $95 \div 5 = 19$

# Blank Short Division Record Sheet

I can divide numbers by a one-digit number using short division.

The image displays three identical sheets of 6x6 grid paper, arranged vertically. Each sheet features a pre-drawn L-shaped line starting from the top-left corner (row 1, column 1). The line extends vertically down to row 4 and then horizontally to the right to column 2, forming an 'L' shape. The remaining cells in the grid are empty.

Cut out and attach a paperclip to each fish. Place the fish into a bowl and use a magnet to fish for a question to complete.





# Gone Fishing **Answers**

Question	Answer
Answers the questions using short division.	
	$544 \div 8 = \mathbf{68}$
	$810 \div 6 = \mathbf{135}$
	$908 \div 4 = \mathbf{227}$
	$624 \div 8 = \mathbf{78}$
	$994 \div 7 = \mathbf{142}$
	$972 \div 3 = \mathbf{324}$
	$934 \div 2 = \mathbf{467}$

	$915 \div 5 = \mathbf{183}$
	$834 \div 3 = \mathbf{278}$
	$968 \div 8 = \mathbf{121}$
	$882 \div 9 = \mathbf{98}$
	$816 \div 6 = \mathbf{136}$
	$834 \div 6 = \mathbf{139}$
	$777 \div 3 = \mathbf{259}$
	$927 \div 3 = \mathbf{309}$





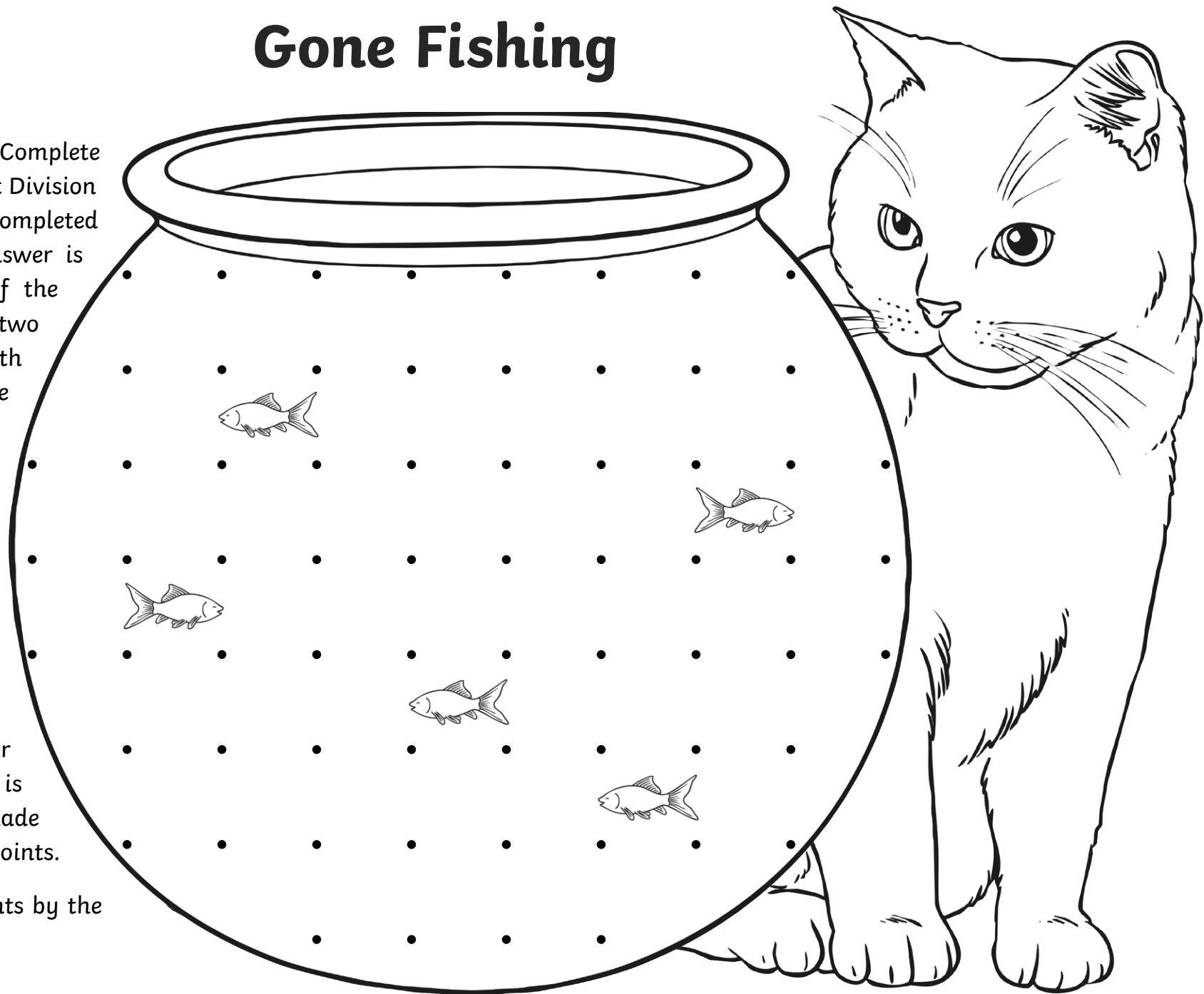
# Gone Fishing

Two player game

Take turns to select a card. Complete the calculation using the Short Division Record Sheet. Once you have completed the calculation, check the answer is correct using a calculator. If the calculation is correct, join two of the dots on the tank with a horizontal or vertical line (not diagonal) and the turn is passed. If the answer is incorrect, the turn is passed to the next player without drawing a line on the tank.

During the game, boxes will be made by four lines joining together. The player who draws a line that finishes the four-sided box writes their initials in the box. Each box is worth one point. If a box is made around a fish, it counts for five points.

The person with the most points by the end of the game wins.



$5\ 8\ 8\ 6 \div 9 = \underline{\hspace{2cm}}$

twinkl.com

$7\ 8\ 0\ 3 \div 9 = \underline{\hspace{2cm}}$

twinkl.com

$6\ 7\ 4\ 0 \div 4 = \underline{\hspace{2cm}}$

twinkl.com

$6\ 6\ 9\ 2 \div 7 = \underline{\hspace{2cm}}$

twinkl.com

$2\ 3\ 4\ 6 \div 3 = \underline{\hspace{2cm}}$

twinkl.com

$2\ 3\ 5\ 8 \div 3 = \underline{\hspace{2cm}}$

twinkl.com

$9\ 9\ 1\ 5 \div 5 = \underline{\hspace{2cm}}$

twinkl.com

$7\ 8\ 2\ 1 \div 9 = \underline{\hspace{2cm}}$

twinkl.com

$3\ 4\ 6\ 0 \div 4 = \underline{\hspace{2cm}}$

twinkl.com

$4\ 3\ 9\ 5 \div 3 = \underline{\hspace{2cm}}$

twinkl.com

$9\ 5\ 8\ 5 \div 5 = \underline{\hspace{2cm}}$

twinkl.com

$5\ 2\ 2\ 4 \div 8 = \underline{\hspace{2cm}}$

twinkl.com

$4\ 5\ 5\ 4 \div 6 = \underline{\hspace{2cm}}$

twinkl.com

$2\ 6\ 3\ 2 \div 4 = \underline{\hspace{2cm}}$

twinkl.com

$5\ 8\ 9\ 8 \div 6 = \underline{\hspace{2cm}}$

twinkl.com

$9\ 6\ 6\ 4 \div 4 = \underline{\hspace{2cm}}$

twinkl.com

$7\ 0\ 3\ 8 \div 9 = \underline{\hspace{2cm}}$

twinkl.com

$6\ 7\ 4\ 0 \div 4 = \underline{\hspace{2cm}}$

twinkl.com

$8\ 5\ 5\ 0 \div 6 = \underline{\hspace{2cm}}$

twinkl.com

$9\ 6\ 5\ 4 \div 2 = \underline{\hspace{2cm}}$

twinkl.com



# Gone Fishing **Answers**

Question	Answer
Answers the questions using short division.	
	$5886 \div 9 = \mathbf{654}$
	$2346 \div 3 = \mathbf{782}$
	$3460 \div 4 = \mathbf{865}$
	$4554 \div 6 = \mathbf{759}$
	$7038 \div 9 = \mathbf{782}$
	$7803 \div 9 = \mathbf{867}$
	$2358 \div 3 = \mathbf{786}$
	$4395 \div 3 = \mathbf{1465}$
	$2632 \div 4 = \mathbf{658}$
	$6740 \div 4 = \mathbf{1685}$

	$9915 \div 5 = \mathbf{1983}$
	$9585 \div 5 = \mathbf{1917}$
	$5898 \div 6 = \mathbf{983}$
	$8550 \div 6 = \mathbf{1425}$
	$7378 \div 7 = \mathbf{1054}$
	$6692 \div 7 = \mathbf{956}$
	$7821 \div 9 = \mathbf{869}$
	$5224 \div 8 = \mathbf{653}$
	$9664 \div 4 = \mathbf{2416}$
	$9654 \div 2 = \mathbf{4827}$

# Blank Short Division Record Sheet

I can divide numbers by a one-digit number using short division.

The image displays three identical, vertically stacked 6x6 grid paper templates. Each template consists of a 6x6 grid of squares. A thick black line is drawn on each grid, starting from the top-left square and extending vertically down to the bottom-left square, then horizontally to the right to the bottom-right square, forming an 'L' shape. This line is intended to represent the x and y axes for graphing. The grids are empty, with no data points or other markings.