



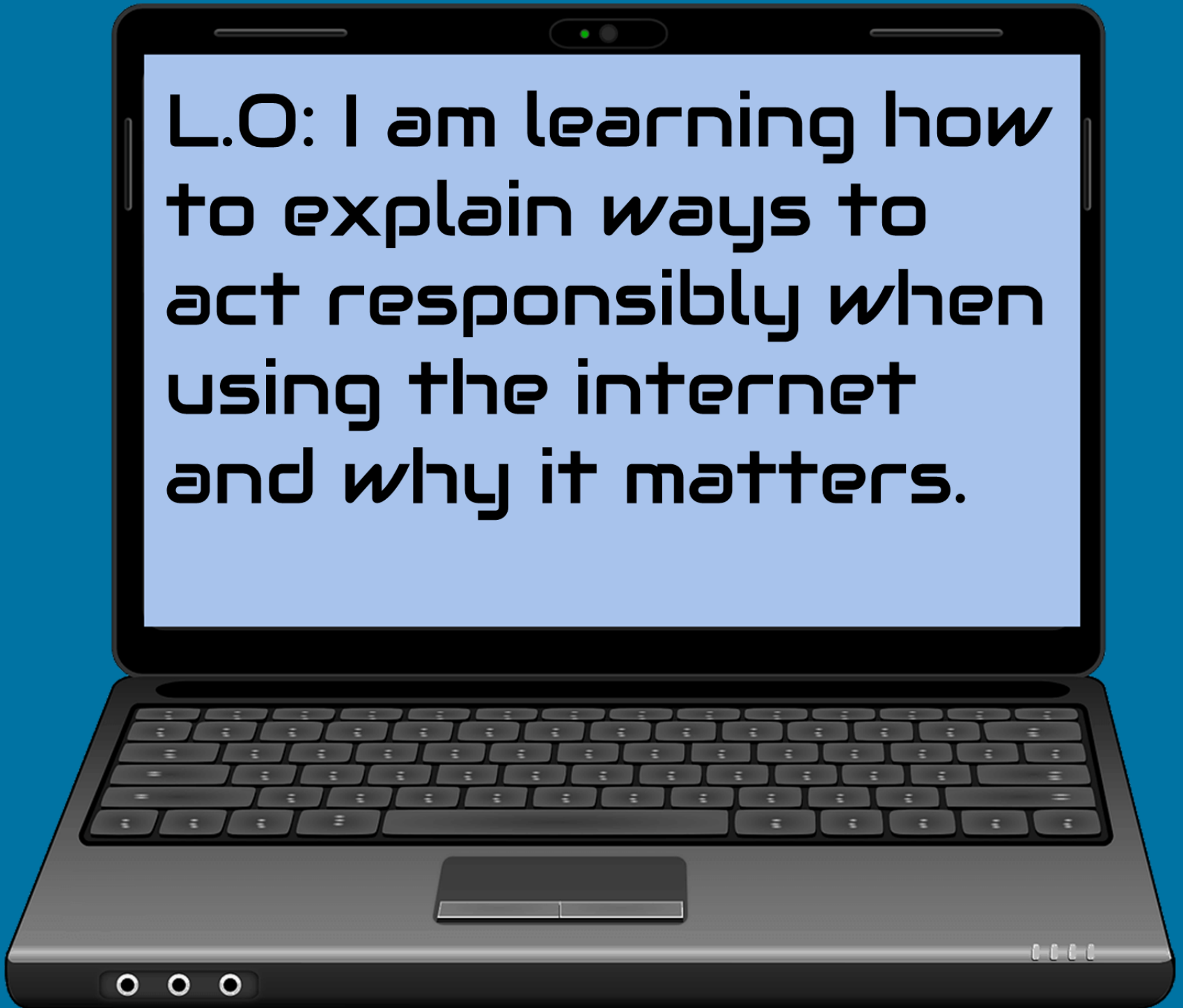
Resources

# Digital Literacy

- iPads
- Pictures of lock it, block it, show it, tell it (one per group)
- Animate Anything app if possible. If not you can use pen and paper.

# Digital Literacy

**L.O: I am learning how to explain ways to act responsibly when using the internet and why it matters.**





# Digital Literacy

Listen to this poem



select to play

Write down the main messages from the poem?

How does this poem make you feel?

What do you need to consider when you use Social Media?

# Digital Literacy

What is Digital Literacy and why is it important that we learn about it?








# Digital Literacy

What do we use to remind us how to be behave when we use technology?



Recap Quizizz

# Digital Literacy

What do you know about Digital Literacy?



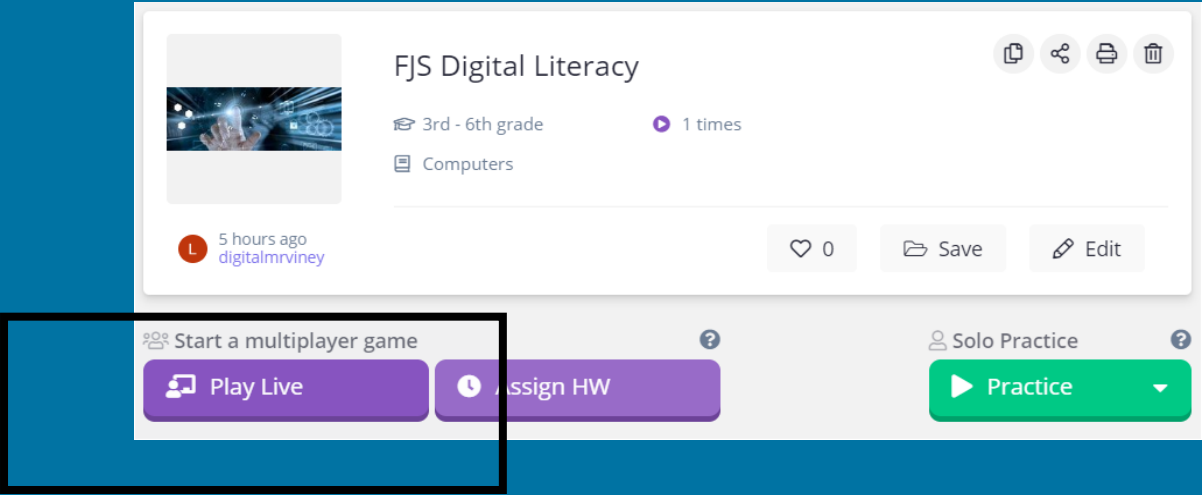
<https://quizizz.com/admin/quiz/5ea42c1e4cfba7001b1553b9/fjs-digital-literacy>



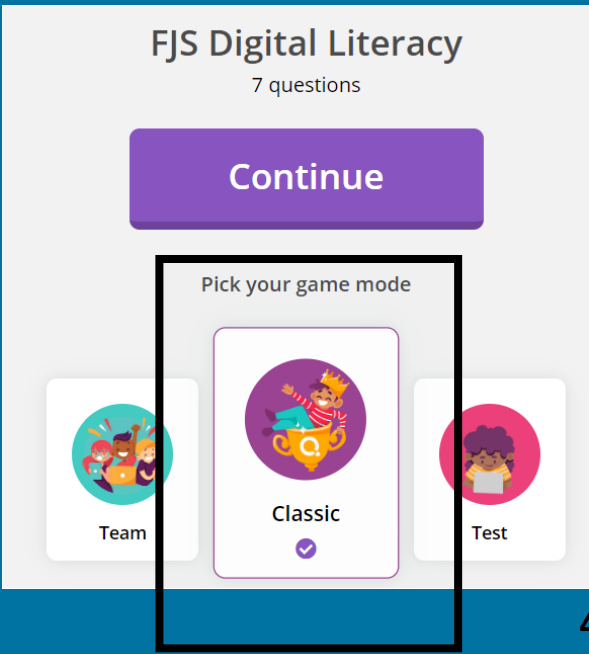


How to use Quizizz

1. click in link

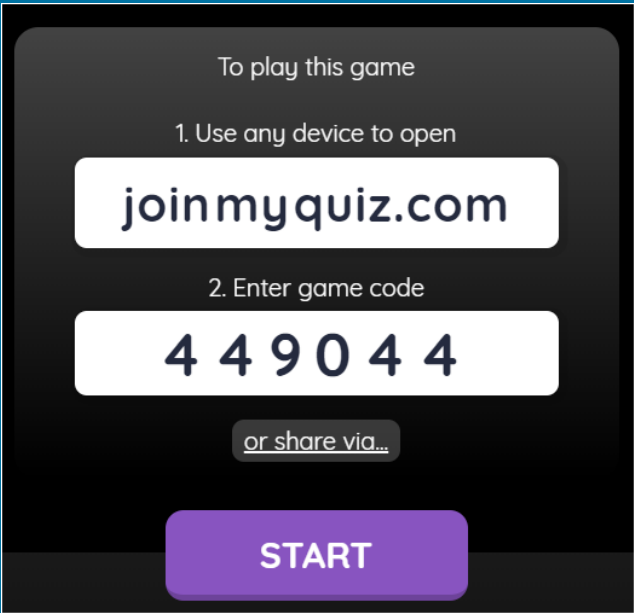


2. Select "play live"



3. Select "classic" and continue

4. Pupils to log in to joinmyquiz.com  
Enter game code.



5. Review results to see what areas need to be covered on more detail or which children need further teaching

# Creating

## Plan, make, assess

Match these scenarios to the correct guidance .



Lock it

A friend has been playing an online game and someone he doesn't know asks to be his friend.



Block it

You told your friend your password and now they've used your account to send mean messages.



A friend has been talking to someone online. He tells him they're going to meet up tomorrow.



Show it

A friend notices a picture has been uploaded to a website that makes you feel uncomfortable.



A friend keeps lying to his mum about going onto a social networking site because he knows she doesn't like him doing it.



Tell it

A friend is getting mean text messages from someone he doesn't know.



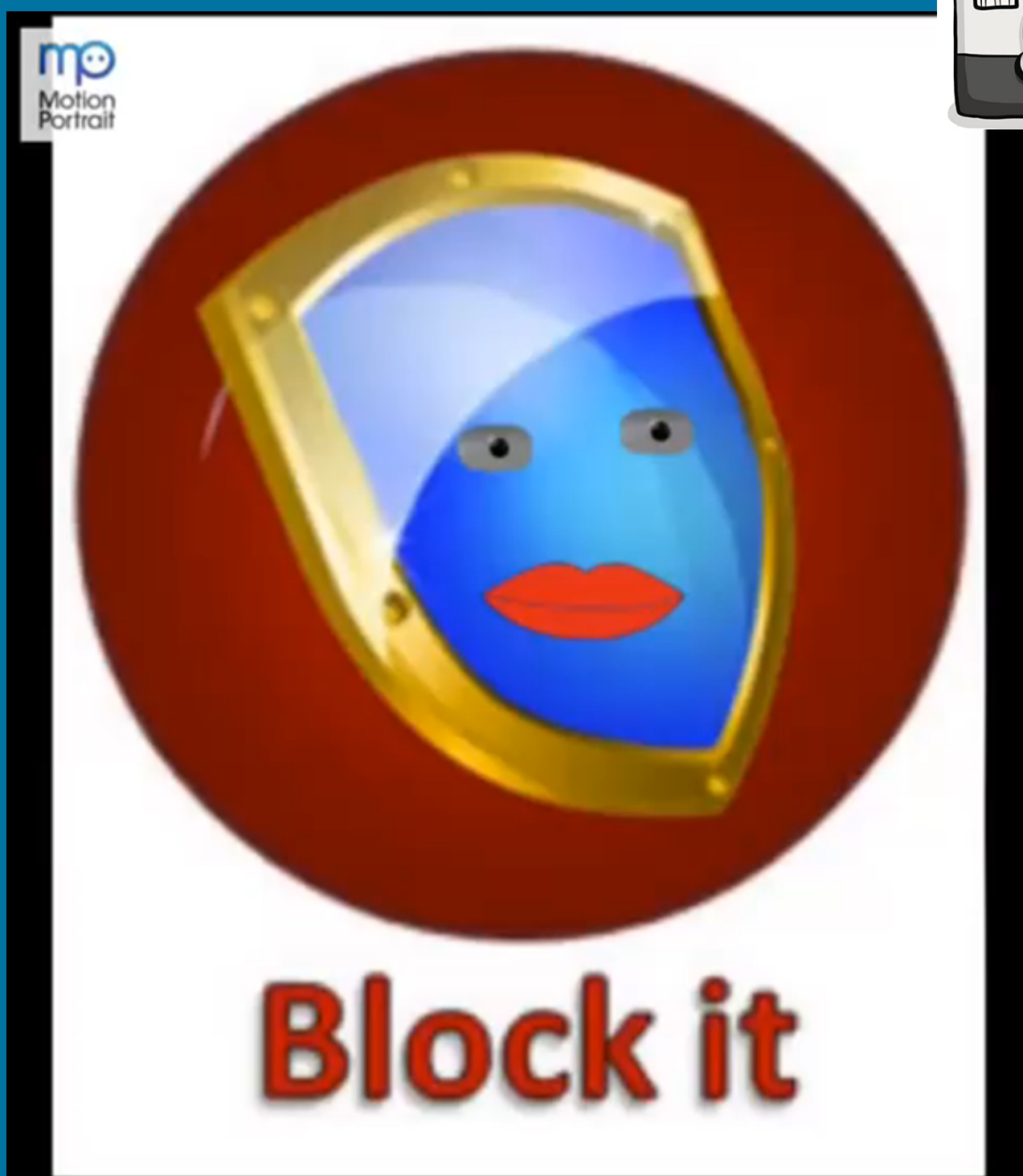


# Digital Literacy


Use the animation to explain the meaning of Lock It, Block It, Show It, Tell it.



Take a picture of the image you've been given so you can use it when creating your animation.



[Play video for an example](#)



Using scenarios help explain what each guidance means and why it matters

# Digital Literacy

Write a short paragraph answering these questions.

What is cyber bullying?

How can people be bullied online?

Why do people behave differently online?

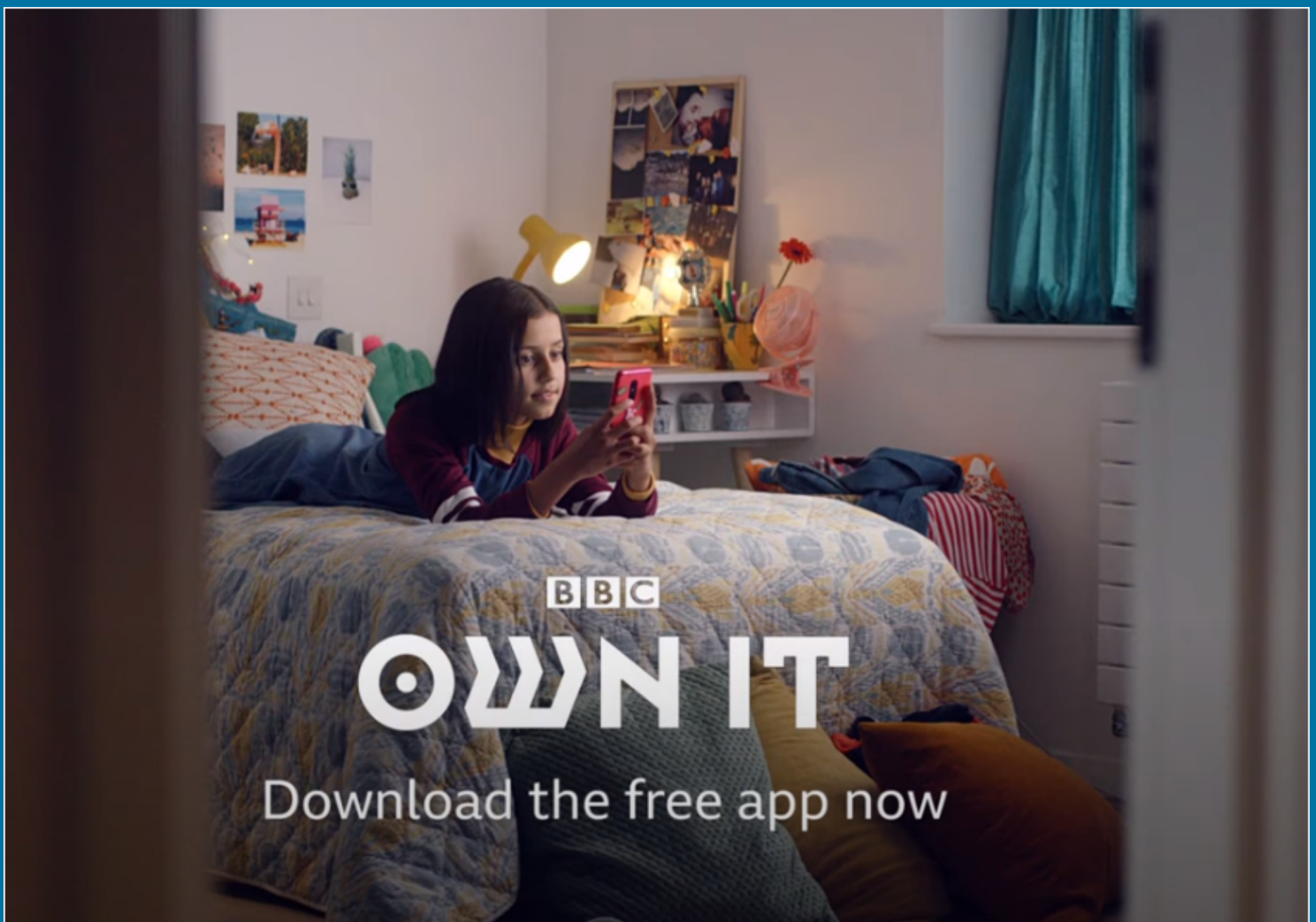
Why might it be because the person being bullied doesn't know them or can see them?



# Creating

## Plan, make, assess

What's the message of this advert?



<https://www.youtube.com/watch?v=0w4HMT7PvQ0>

# Creating

## Plan, make, assess

When you see or experience cyber bullying, what can you do...?



Flag or Report



Respond



Block



Ignore



Counter with positivity





# Creating

## Plan, make, assess

### The challenge

As a school we would like to update "Lock it, Block it, Show it, Tell it" to remind everyone to be kind.

Your task will be to come up with a new ....it

Mr Howard and the Governors will decide on the best examples and these will be showcased on our website.

# Tinkering

## Try things out

Your solution.

You need to come up with a guidance to stop people before they are unkind.

### Success criteria

You need to come up with

Create an image

Give it a name

Explain what the new guidance and why it matters

Create a talking animation



# Tinkering

## Try things out

Use the recourses to come up with your ideas

L.O: I am learning to explain how to act responsibly when using the internet.


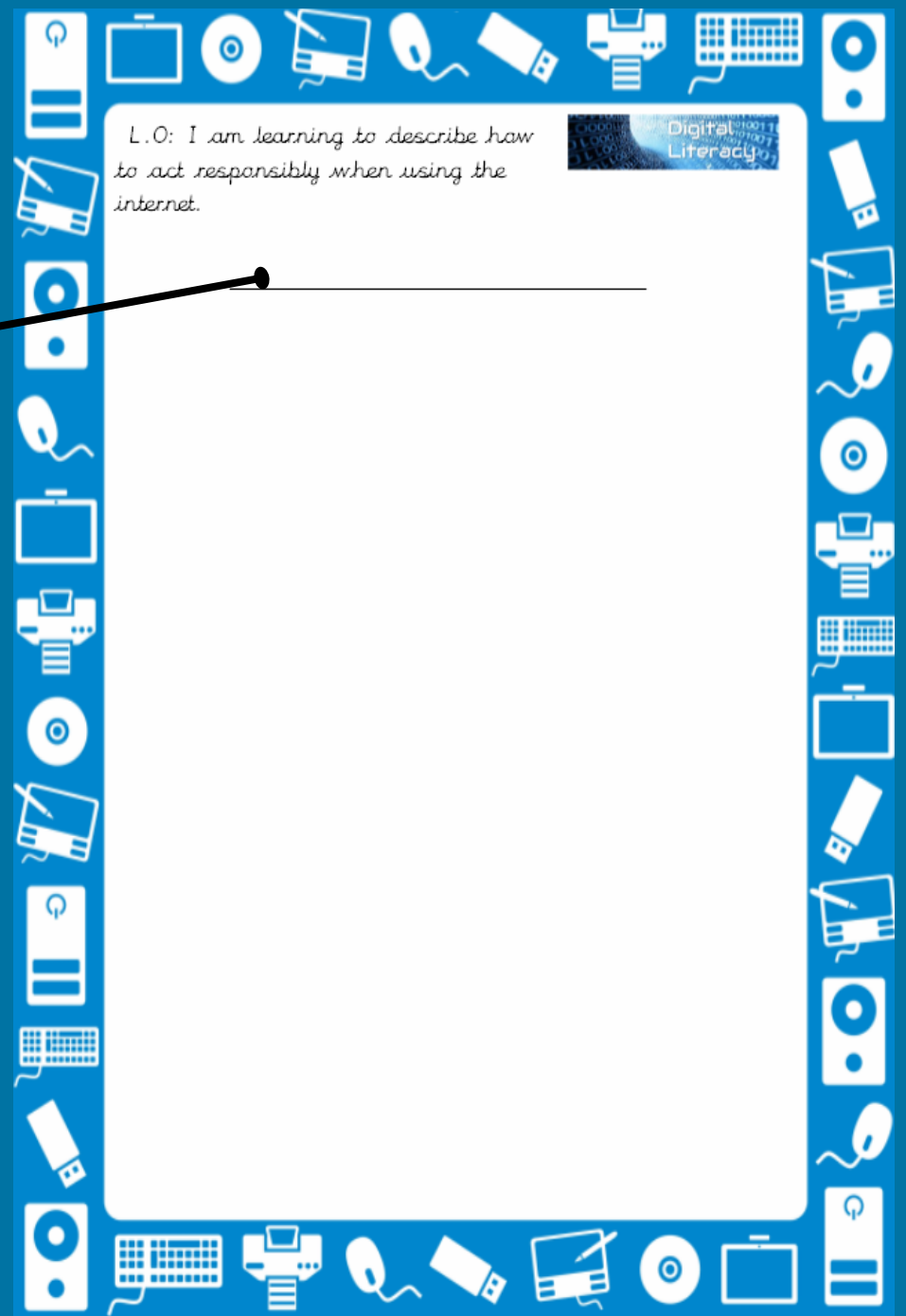


Explain what your advice is in as much detail as you can.

Hint: You will use this to help you record your advice using animation software.

Explain your advice

Draw your logo and give it a name



# Tinkering

## Try things out

Create an image and name



Take a picture with an iPad






# Tinkering

## Try things out

Create a talking image to explain the importance of being kind



Click image to load video

Open AnimateAnything on the iPad you took the picture with. Upload your picture from the photo reel.

# Digital Literacy

One last thought....

