

# Diving into Mastery - Diving

## Adult Guidance with Question Prompts

Children will match the 2D shapes to their names and identify and colour in the 2D shapes in a picture.

Children can either colour the shapes on the card or use an enlarged version of the picture. Before starting the task, ensure children can name the 2D shapes involved. Children must understand that a 2D shape is a flat shape and cannot be picked up and held like a 3D shape.

What is this shape (point to all the different shapes)?

Which sound does the name of each shape begin with? How do you spell it?

How many circles/squares/rectangles/triangles can you see in the picture?

What shapes make the robot's head/body/arms/legs?



How many sides does a circle/triangle/square/rectangle have?

Can you see any circles/squares/rectangles/triangles in the room?

## Recognise and Name 2D Shapes



Match the shapes to their names:



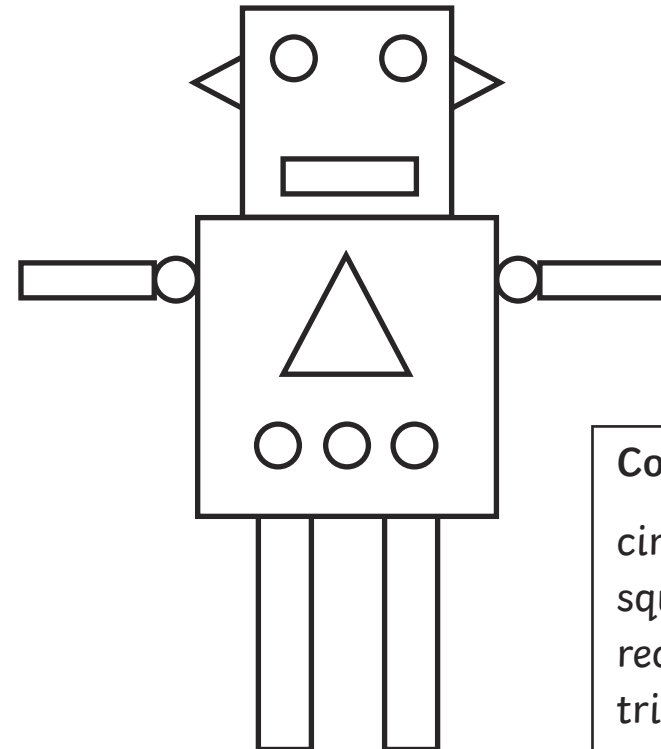
circle

triangle

square

rectangle

Here is a robot made up of 2D shapes. Colour each shape the correct colour.



Colour:

circles - green

squares - yellow

rectangles - red

triangles - blue