


# SHADED SHAPES

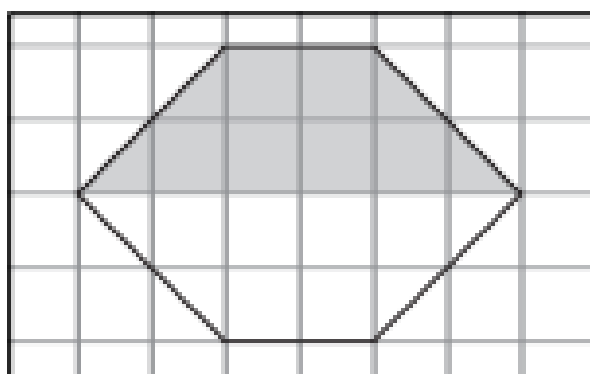
*In how many different ways can you show a given fraction of a region?*

Study each figure. See how the shaded part represents the fraction. Then copy the figure onto grid paper. Show as many other ways as you can to shade that same fractional part.


- ① The shaded part shows one-half.



- ② The shaded part shows one-half.



- ③ The shaded part shows one-third.



## BRAIN TICKLER

The square below is made up of four small squares. Shade half of it so that the unshaded part is also a square.

