



**LO: I am learning to
create a Google
Slides Presentation.**





Your task is to present this information in Google Slides in an interesting and engaging way for children your age.

This presentation is about how the vikings invaded Britain

Vikings actually never referred to themselves by that term. “Viking” actually means “a pirate raid” in the Old Norse language.

The very first encounter between the English and the Norsemen is actually depicted in the Anglo-Saxon Chronicle and took place in 787 AD. The Vikings fought with the locals and sailed away. It would be the first of many encounters over the next couple hundred years as more regular invasions began in 793.

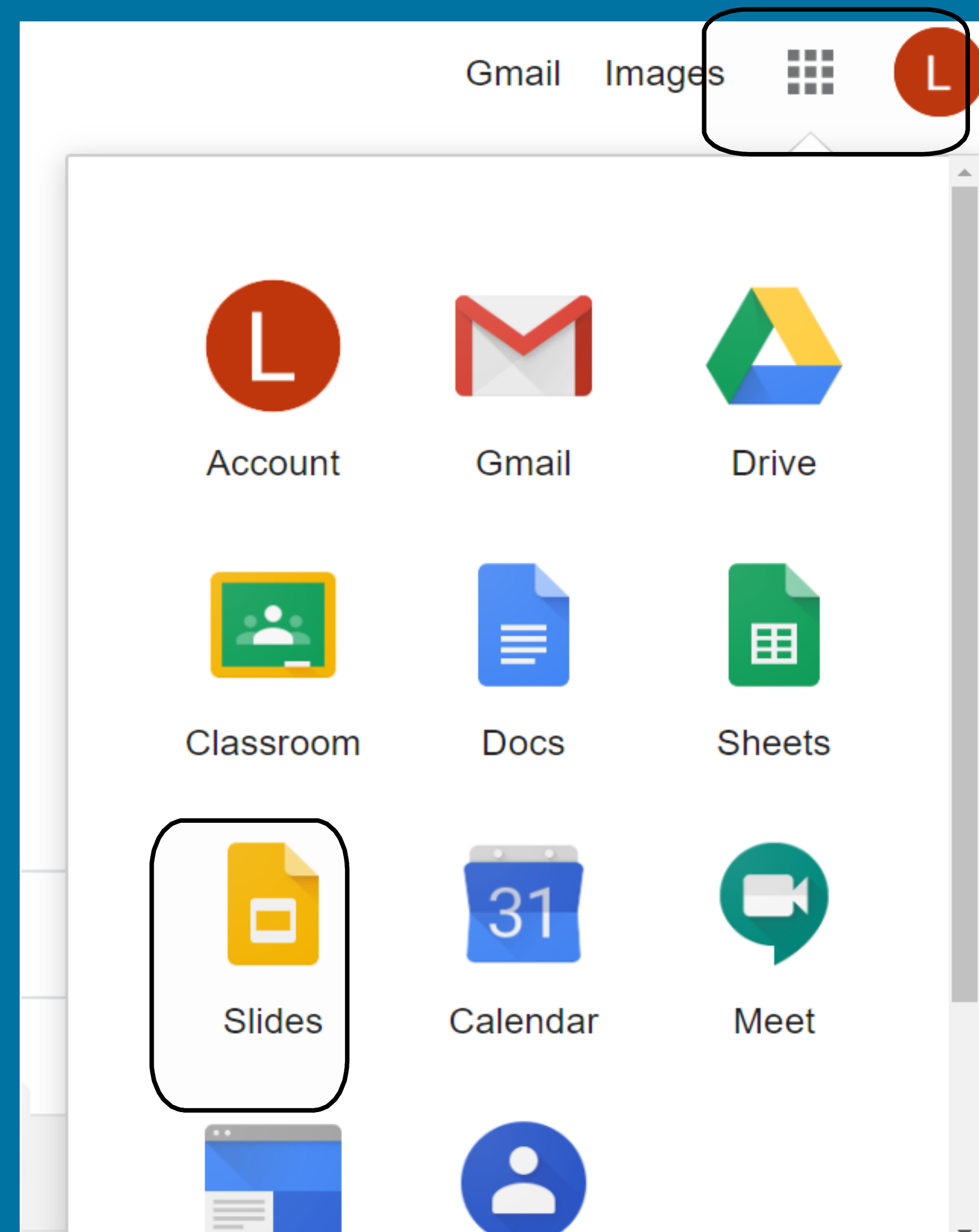
As Vikings continued to come to Britain, many settled along the east coast, looking to make their homes in England as set up farms for the good soil. After the Viking Age ended in 1066, many remained and eventually blended into British society.

Coming from Denmark, Norway, and Sweden, Vikings struck repeatedly along the coasts of Great Britain and Ireland from around 800 AD until finally defeated in 1066 AD.

Information Technology

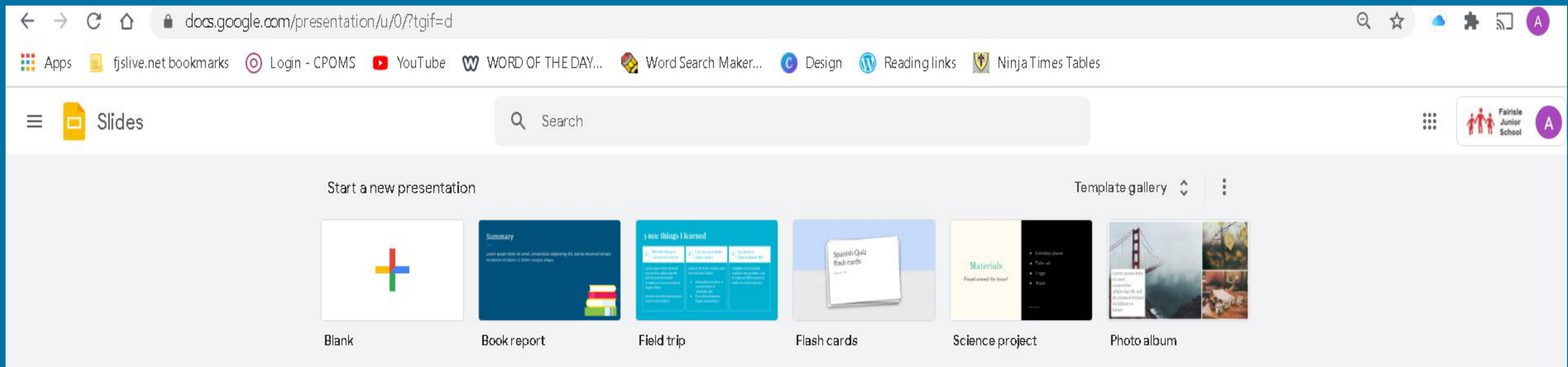
Open a new Google Slides Document:

From the Google search page



Information Technology

This is what you should see:



The screenshot shows the Google Slides interface. At the top, there is a browser address bar with the URL docs.google.com/presentation/u/0/?tgif=d. Below the address bar is a search bar and a navigation menu. The main content area displays the 'Start a new presentation' section, which includes a 'Blank' template and several other templates: 'Book report', 'Field trip', 'Flash cards', 'Science project', and 'Photo album'. The 'Blank' template is the first one on the left, featuring a white background with a colorful plus sign.

Select the one that says 'blank.'

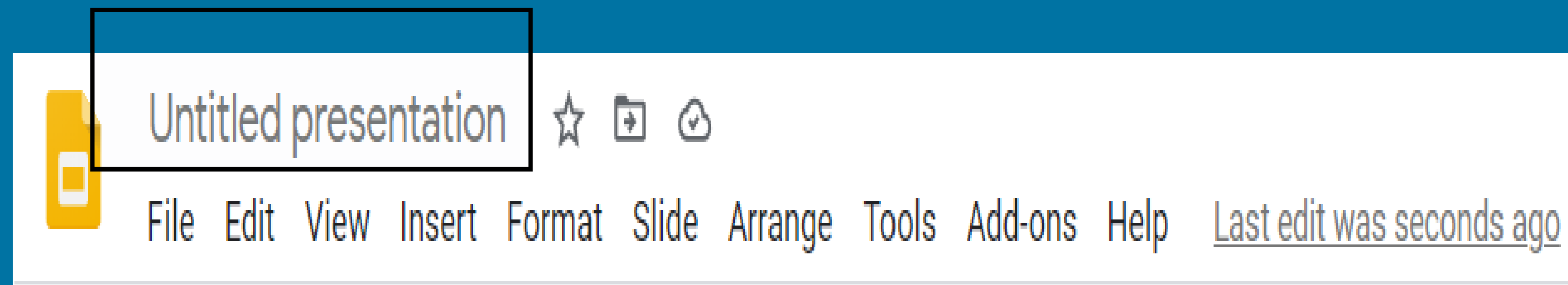
Choose a theme

You will see this screen. On the right, you will see different themes. Choose one for your Viking presentation.

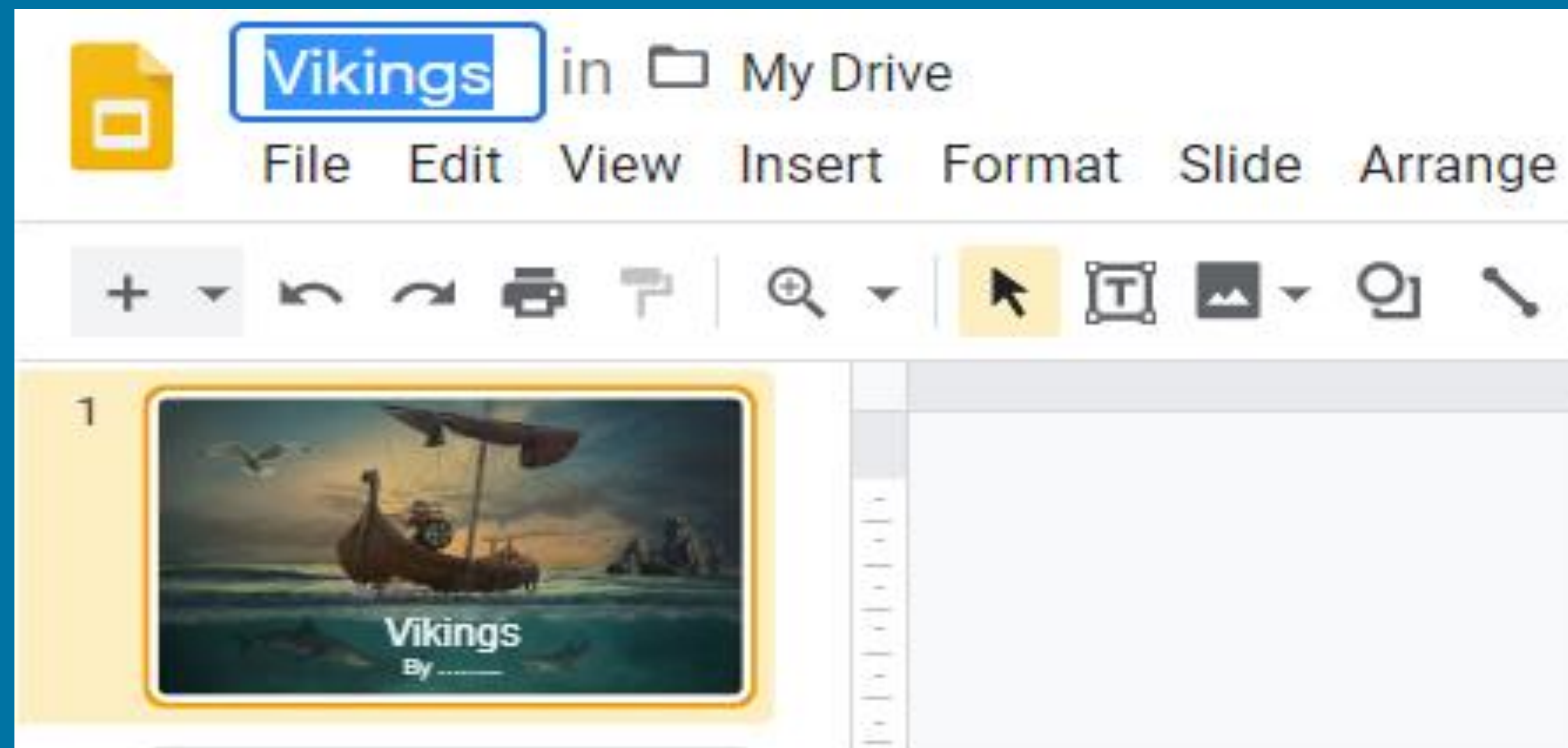


A screenshot of a presentation software interface. The main window shows a slide with a large text box containing "Click to add title" and a smaller text box below it containing "Click to add subtitle". The interface includes a menu bar at the top with options like "File", "Edit", "View", "Insert", "Format", "Slide", "Arrange", "Tools", "Add-ons", and "Help". On the right side, there is a "Themes" panel with a list of theme thumbnails. The first thumbnail is highlighted with a yellow border and contains the text "Click to add title" and "Click to add subtitle". Below it are three other thumbnails: "Simple Light" (white background), "Simple Dark" (black background), and "Streamline" (dark background with a blue and green geometric shape). At the bottom of the theme panel is a yellow button labeled "Import theme".

Name your presentation



Click on 'untitled presentation'. It automatically adds the title from your first slide. You can change it if you want.



Add an image to a slide



Why might you want to add an image?

1. Select insert.
2. Select image.
3. Select search web
4. Type what you are searching for.
5. Select an image and the press insert.

The screenshot shows a Google Slides presentation with a pink background. The "Insert" menu is open, and the "Image" option is selected. A sub-menu is open, showing "Search the web" as the chosen option. A search box is visible with the text "vikings" entered. Below the search box, a grid of search results is displayed, including a map of the Atlantic Ocean, a group of football players, and several images of Vikings. One image of a Viking is selected, and a blue bar at the bottom of the search results indicates "1 selected" and "INSERT".

Re-size and reposition the image.

Use the box to reposition the image.



Vikings weren't actually Vikings!

Vikings actually never referred to themselves by that term.

"Viking" actually means "a pirate raid" in the Old Norse language.



Drag the corners to re-size.

Create a title page




Give your presentation an appropriate title.

Click insert at the top then click add text box to add text.



Add your name to the presentation

Information Technology



Now, It's Your
Turn

This presentation is about how the vikings invaded Britain

Vikings actually never referred to themselves by that term. "Viking" actually means "a pirate raid" in the Old Norse language.

The very first encounter between the English and the Norsemen is actually depicted in the Anglo-Saxon Chronicle and took place in 787 AD. The Vikings fought with the locals and sailed away. It would be the first of many encounters over the next couple hundred years as more regular invasions began in 793.

As Vikings continued to come to Britain, many settled along the east coast, looking to make their homes in England as set up farms for the good soil. After the Viking Age ended in 1066, many remained and eventually blended into British society.

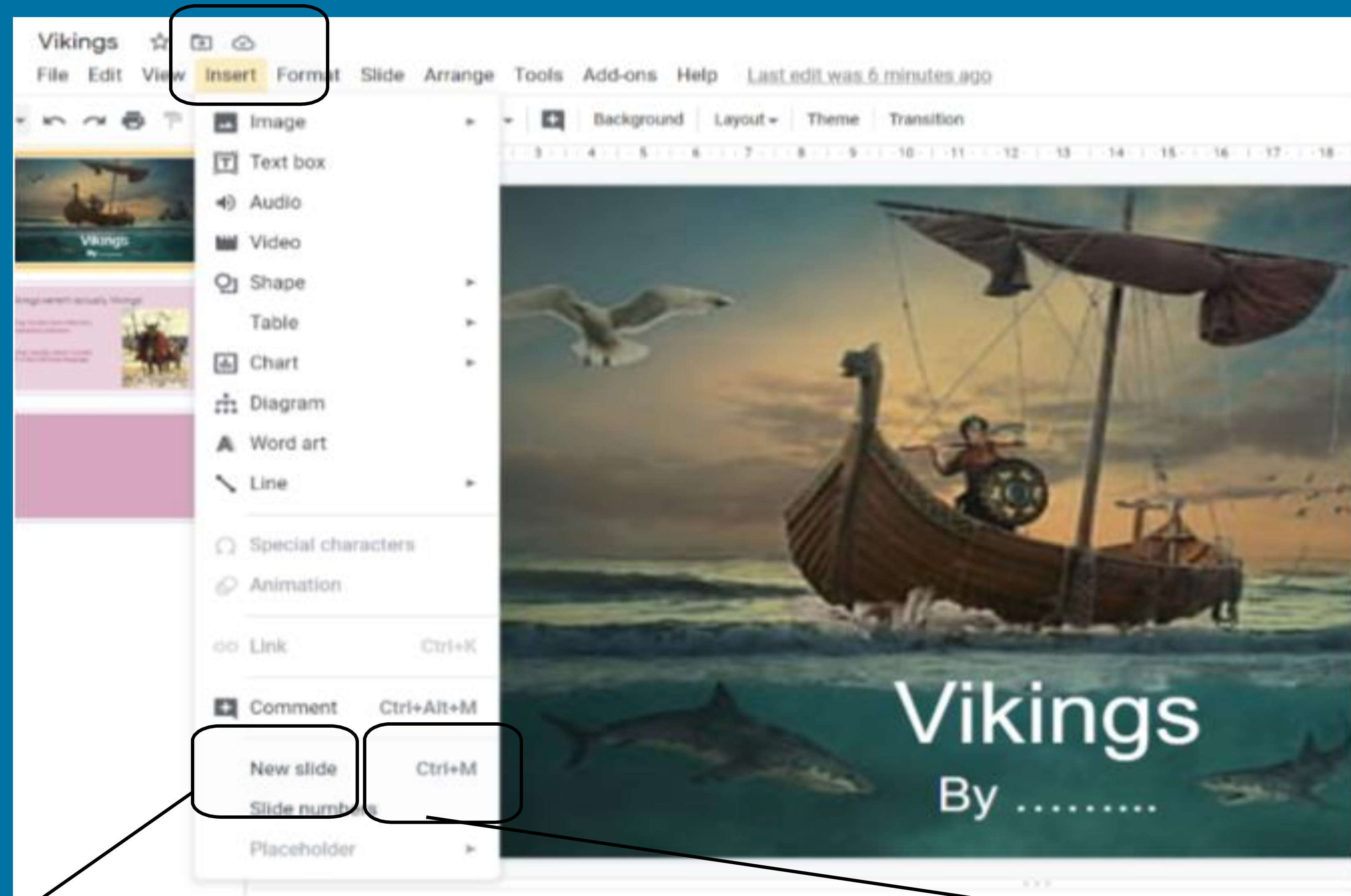
Coming from Denmark, Norway, and Sweden, Vikings struck repeatedly along the coasts of Great Britain and Ireland from around 800 AD until finally defeated in 1066 AD.

Insert a Viking image
and then create your
title page.

5. Insert new slides



1. select insert



2. select new slide

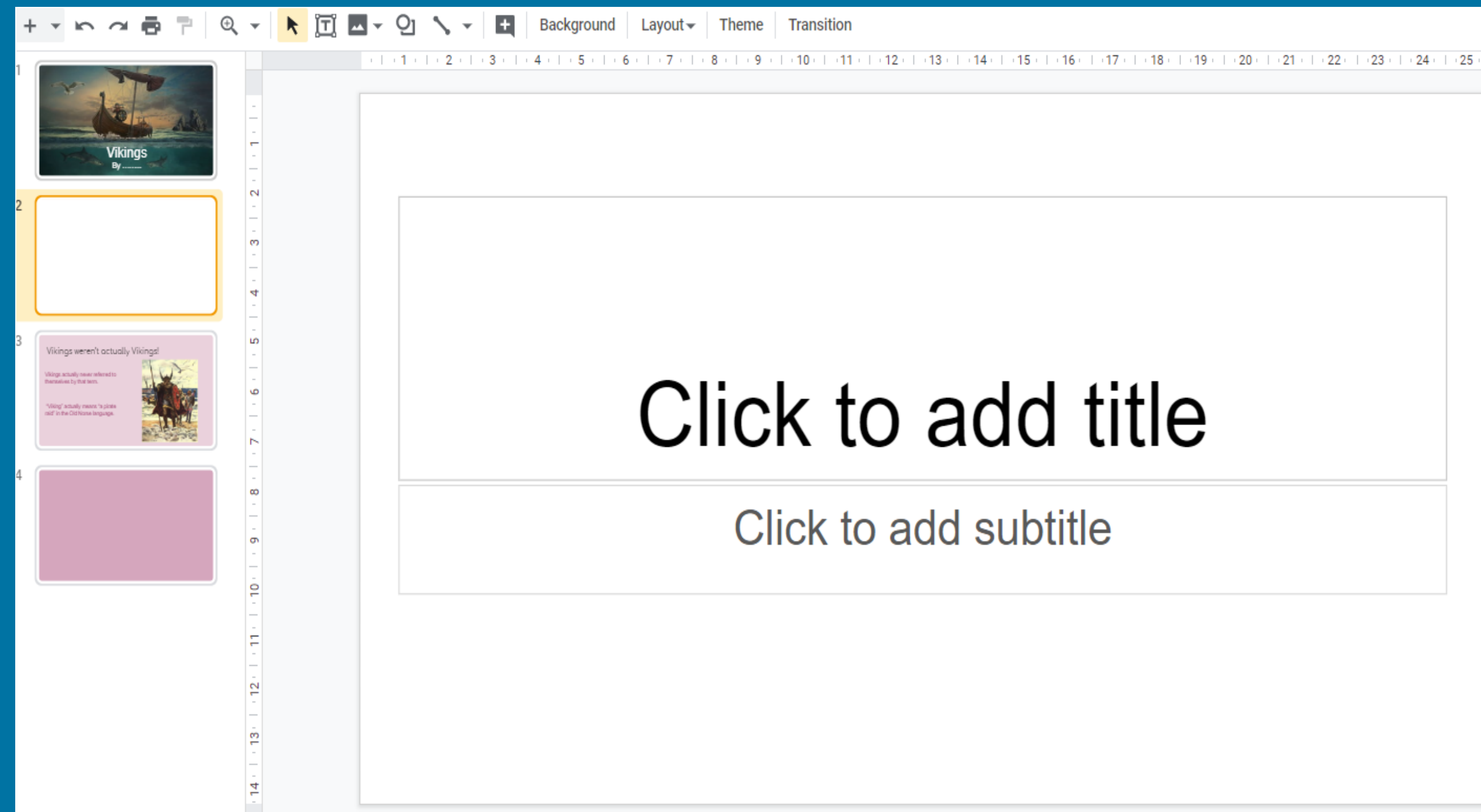
3. use the shortcut `ctrl+M`

7. Selecting a layout.




What is a layout?

Why would you want to choose a layout?



LAYOUTS help to quickly create a format for your slide. You can start with a blank slide or use a layout that has been given and adapt it to best present your ideas.

Information Technology



Insert a new You
should now have two
slides.

Information Technology



This presentation is about how the vikings invaded Britain

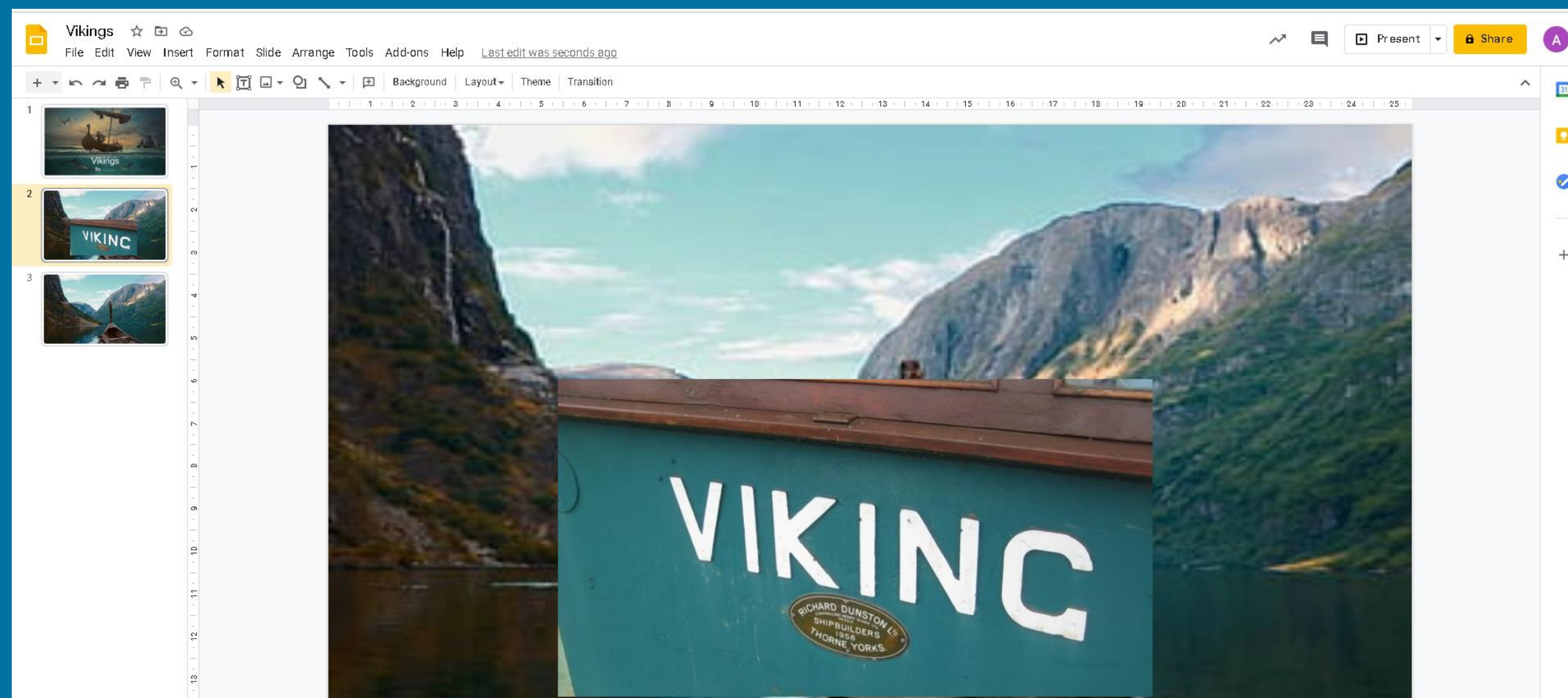
Vikings actually never referred to themselves by that term. "Viking" actually means "a pirate raid" in the Old Norse language.

The very first encounter between the English and the Norsemen is actually depicted in the Anglo-Saxon Chronicle and took place in 787 AD. The Vikings fought with the locals and sailed away. It would be the first of many encounters over the next couple hundred years as more regular invasions began in 793.

As Vikings continued to come to Britain, many settled along the east coast, looking to make their homes in England as set up farms for the good soil. After the Viking Age ended in 1066, many remained and eventually blended into British society.

Coming from Denmark, Norway, and Sweden, Vikings struck repeatedly along the coasts of Great Britain and Ireland from around 800 AD until finally defeated in 1066 AD.

Insert a picture that represents the first thing you want to talk about in your presentation. The first topic is about their name.

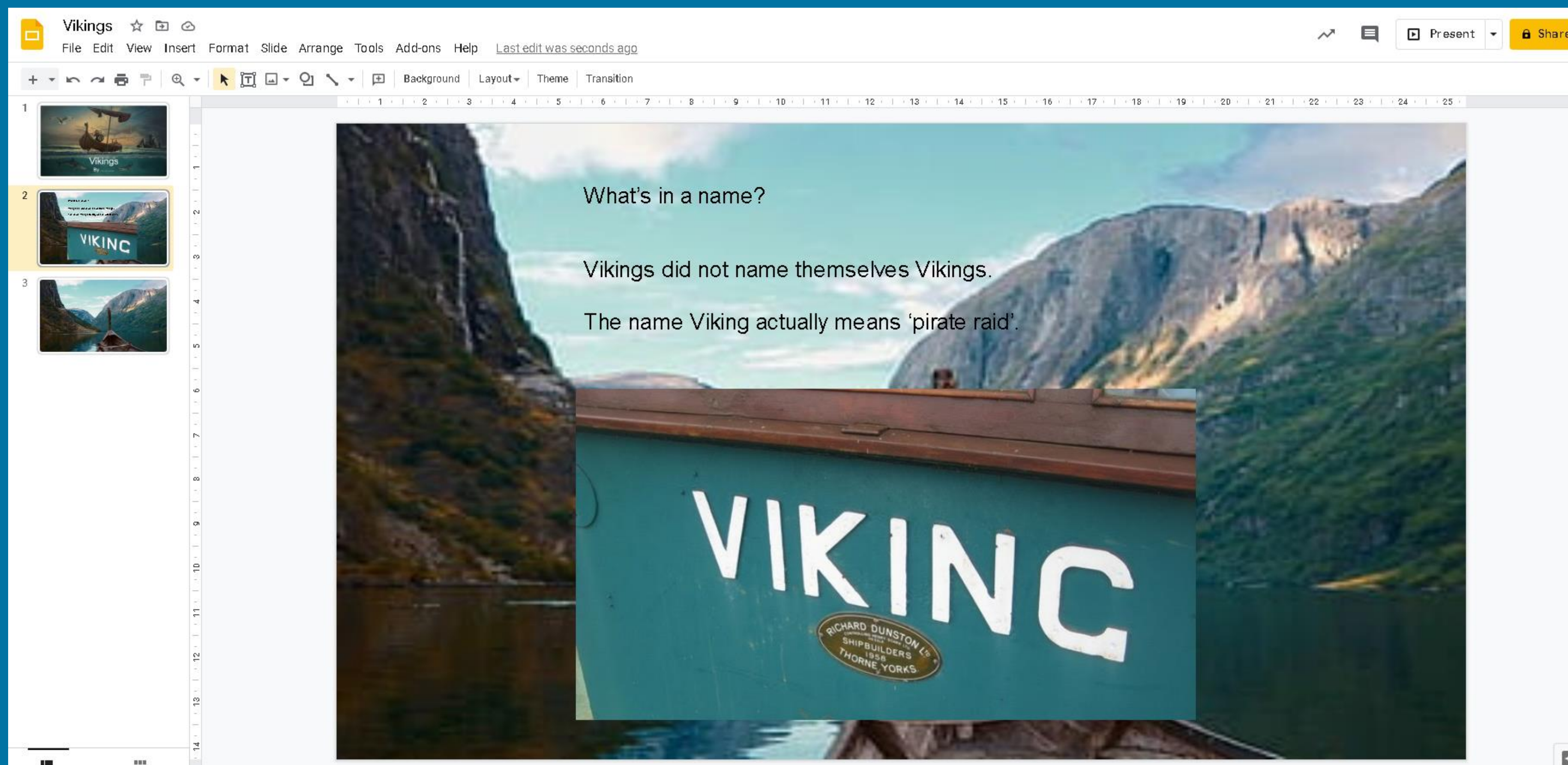


Insert text



Insert the text you want for that slide. Click on insert at the top and select text box.

I have created two. One for the subheading and one for what I want to say.



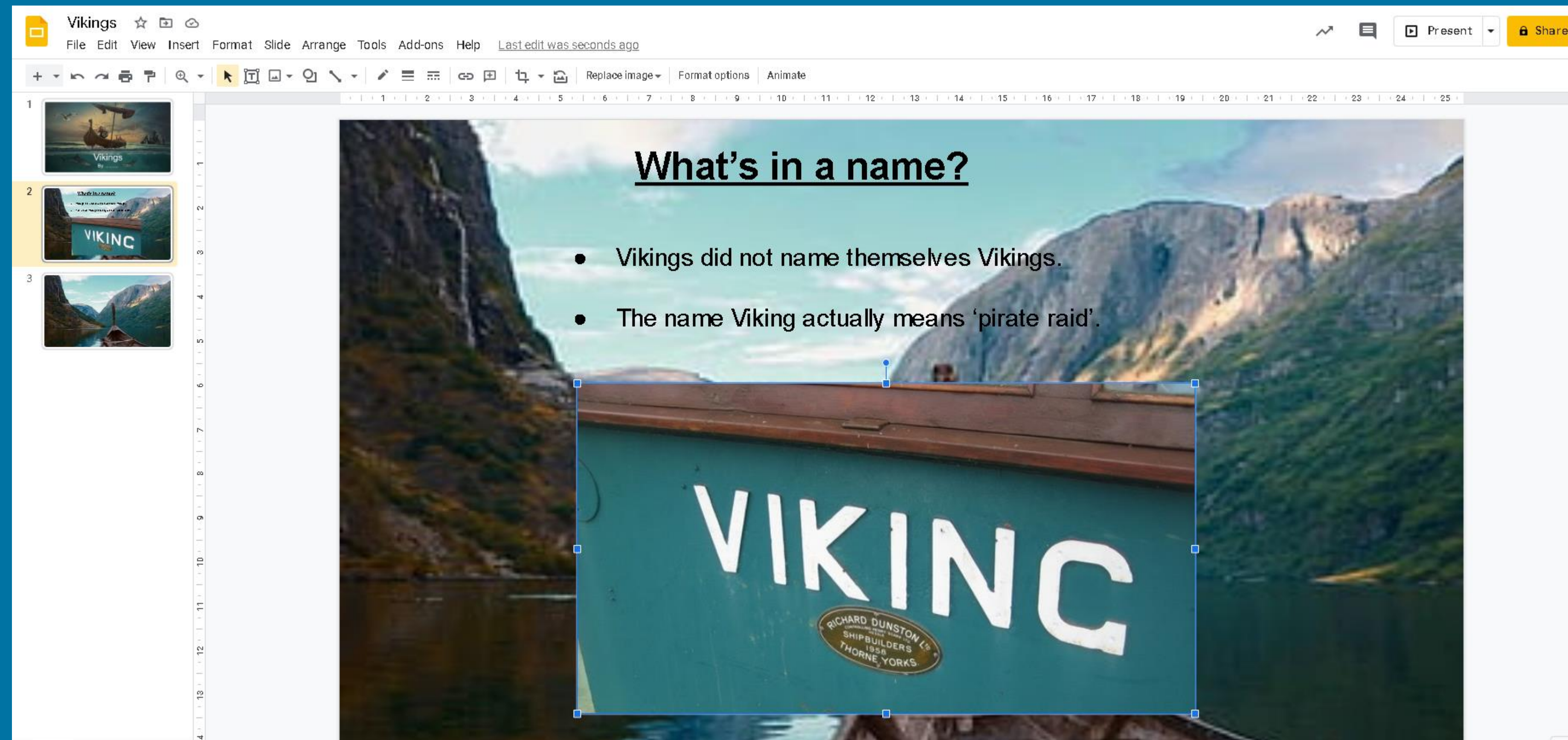
Format your text



What does **format** mean?

Why would you want to format text?

Size



Font type

colour & highlighting

Bold, underline and *italic*

Choose an appropriate size, colour and font type to match the purpose of your presentation. You want to make it as easy as possible for your audience to follow what you are saying.

Information Technology



This presentation is about how the vikings invaded Britain

Vikings actually never referred to themselves by that term. "Viking" actually means "a pirate raid" in the Old Norse language.

The very first encounter between the English and the Norsemen is actually depicted in the Anglo-Saxon Chronicle and took place in 787 AD. The Vikings fought with the locals and sailed away. It would be the first of many encounters over the next couple hundred years as more regular invasions began in 793.

As Vikings continued to come to Britain, many settled along the east coast, looking to make their homes in England as set up farms for the good soil. After the Viking Age ended in 1066, many remained and eventually blended into British society.

Coming from Denmark, Norway, and Sweden, Vikings struck repeatedly along the coasts of Great Britain and Ireland from around 800 AD until finally defeated in 1066 AD.

Edit your text so it is presented in a way that is engaging to your audience – remember this is children your age, so think what you would like!

Information Technology

You are now going to continue to work on your presentation. You need to ensure you have added the information on the next slide.



Create your presentation using:

- Different slide layouts
- Images
- Different fonts
- Different colours and sizes of font



This presentation is about how the vikings invaded Britain

Vikings actually never referred to themselves by that term. "Viking" actually means "a pirate raid" in the Old Norse language.

The very first encounter between the English and the Norsemen is actually depicted in the Anglo-Saxon Chronicle and took place in 787 AD. The Vikings fought with the locals and sailed away. It would be the first of many encounters over the next couple hundred years as more regular invasions began in 793.

As Vikings continued to come to Britain, many settled along the east coast, looking to make their homes in England as set up farms for the good soil. After the Viking Age ended in 1066, many remained and eventually blended into British society.

Coming from Denmark, Norway, and Sweden, Vikings struck repeatedly along the coasts of Great Britain and Ireland from around 800 AD until finally defeated in 1066 AD.



Add a final slide to complete your presentation

THANK YOU FOR LISTENING TO MY
PRESENTATION

Information Technology

What makes a good presentation?

LO: I am learning to create my own presentation and I'm considering how to make it impactful for the audience.

We use presentations to


A good presentation has

Ti Th Pi

Vikings weren't actually Vikings!

Vikings actually never referred to themselves by that term.

"Viking" actually means "a pirate raid" in the Old Norse language.



..... In Fo

Pictures	Title	Information
Theme	Font type and size	

Complete the labels using the word bank.