

LO: I am learning to plan a different ending to The Highwayman.

This week you are going to re-write the ending of the Highwayman.

Reread 'The Highwayman'. This is saved on the website in today's folder.

Choose a point of the story where you are going to make the change. Think about what could happen from this point on.

On the Storyboard make notes or draw sketches to show what will happen at the end of your new version. Include plans for some speech, some action and a satisfying ending. You can use each box like a verse to help you organise the events.

Add some details that will help to make your ending sound authentic (like the original). This should include old fashioned words – pick some from the poem.

Read the whole of your plan and make sure that it includes what happens to Bess, the Highwayman and possibly Tom.

See my example on the next page before completing the blank one on the third page.



Storyboard

She managed to place her finger on the trigger but the gun slipped sideways away from her.

She stayed still, thinking about her love.

Lover's refrain

Casement

Musket

She hears him approaching.

She pulls the trigger and it shatters a pane of glass.

He hears and rides away to escape.

The men leave Bess tied up and ride after him, giving chase.

Tlot-Tlot

Riding. Riding. Riding!

She wriggles out of the ropes and escapes to the forest.

She waits in a special spot for her love.




He was waiting there for her and they are re-united. They ride away together.

Took flight

To freedom. To freedom. Freedom

True dear

Storyboard

A large, empty rectangular box with rounded corners and a blue border, intended for a storyboard panel.A large, empty rectangular box with rounded corners and a blue border, intended for a storyboard panel.A large, empty rectangular box with rounded corners and a blue border, intended for a storyboard panel.