



How To Play Marbles

Marbles have been used to play games for many years. The first ones were made of clay, stone or real marble. Victorian children loved to play marbles. Here is how you can play marbles with your friends.

You will need:

- a few marbles
- a small pouch to keep the marbles in
- some chalk

Q1: What were the first marbles made out of?

Circle your answers.

wood

stone


plastic

clay

glass


real marble

Q2: What do you need to keep your marbles in?



First, you need to draw a big circle on the floor outside using the chalk.

Next, look at your marbles and choose one to be your shooter marble. This marble should be bigger than the rest. When you have chosen, put five of the other marbles in the middle of the circle you have drawn.




When it is your turn, kneel down on the floor around the outside of the circle. The aim of the game is to try and hit as many of the other marbles out of the circle as you can.



Q3: Which word describes the circle that you need to draw?

Q4: Which of these sentences are true? **Tick two** answers.

- ☐ You need to draw a circle with paint.
- ☐ You must put five marbles in the circle.
- ☐ You can play the game while standing up.
- ☐ Your biggest marble is your shooter marble.



Flick your shooter marble with your thumb towards the other marbles. If you knock any of them out of the circle, you get to keep them and have another turn.

Keep playing until all of the marbles have been knocked out of the circle and the circle is empty. The winner is the person with the most marbles at the end of the game. You should always give the marbles back unless the person tells you that you can keep them.




Q5: Why should you always give the marbles back?

Q6: Number the sentences to show the order of the game.

The first one has been done for you.

- ☐ Take turns to flick a shooter marble.
- ☐ Stop when all of the marbles have been knocked out of the circle.
- ☒ 1 Draw a big circle using chalk.
- ☐ Put five marbles in the middle of the circle.
- ☐ Decide who is the winner with the most marbles.





Terrific Toys and Games **Answers**

Q1: What were the first marbles made out of? **Circle three** answers.

wood	stone	plastic
clay	glass	real marble

Q2: What do you need to keep your marbles in?

Accept the answers 'a pouch' or 'a small pouch' only.

Q3: Which word describes the circle that you need to draw?

Accept the answer 'big' only.

Q4: Match the adjectives to what they describe in the text.

- ☐ You need to draw a circle with paint.
- ☒ **You must put five marbles in the circle.**
- ☐ You can play the game while standing up.
- ☒ **Your biggest marble is your shooter marble.**

Q5: Why should you always give the marbles back?

Accept any reasonable answers which discuss ownership of property, such as:

- **You should always give them back because they are not yours.**
- **It would be unkind to keep someone else's toys.**
- **The other person might be upset if you keep their toys without their permission.**

Q6: Number the sentences to show the order that they appear in the text.

The first one has been done for you.

- ③ **Take turns to flick a shooter marble.**
- ④ **Stop when all of the marbles have been knocked out of the circle.**
- ① **Draw a big circle using chalk.**
- ② **Put five marbles in the middle of the circle.**
- ⑤ **Decide who is the winner with the most marbles.**