



Make equal groups


1 Match the pictures to the labels.



equal groups



unequal groups



2 Complete the sentences.

a)



There are

equal groups of


b)



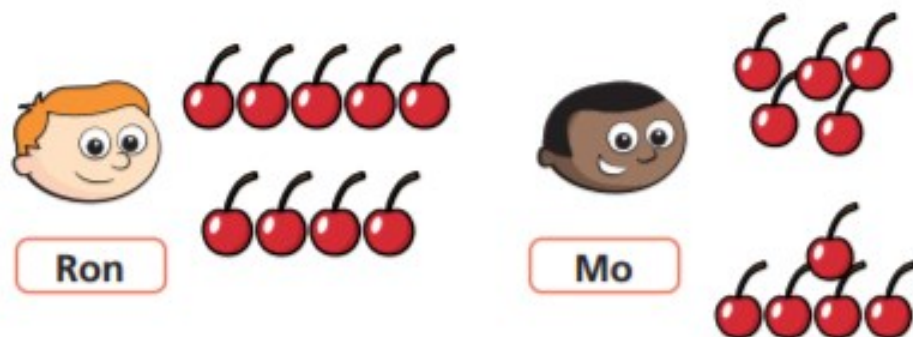
There are

equal groups of

3 Kim is drawing 5 equal groups of 6. Finish Kim's drawing.



- 4 Ron and Mo have some cherries.



Who has made equal groups?

How do you know?

- 5 Use objects in your classroom to make these groups.



- 5 equal groups of 3
- 3 equal groups of 5
- 4 equal groups of 6
- 2 equal groups of 10




Talk about your answers.



ANSWERS

Make equal groups

1 Match the pictures to the labels.



equal groups

unequal groups

2 Complete the sentences.

a)



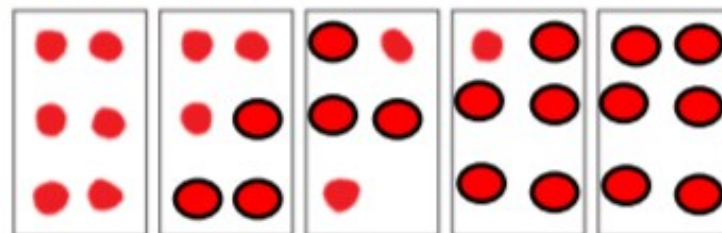
There are equal groups of

b)




There are equal groups of

3 Kim is drawing 5 equal groups of 6. Finish Kim's drawing.



- 4 Ron and Mo have some cherries.



Who has made equal groups?

How do you know?

Mo

Mo has 2 equal groups of 5. Ron has 1 group of 5 and 1 group of 4 which isn't equal.

- 5 Use objects in your classroom to make these groups.



- 5 equal groups of 3
- 3 equal groups of 5
- 4 equal groups of 6
- 2 equal groups of 10

Use objects that you have at home to make these. Here are some ideas

Toys, pasta, tea bags, sweets, cornflakes

Talk about your answers.

