












# Big Birdwatch Counting



Bird	Tally
Robin 	
Magpie 	
Sparrow 	

Bird	Tally
Blackbird 	
Blue tit 	
Crow 	

Bird	Tally
Chaffinch 	
Starling 	
Pigeon 	

# Big Birdwatch Counting

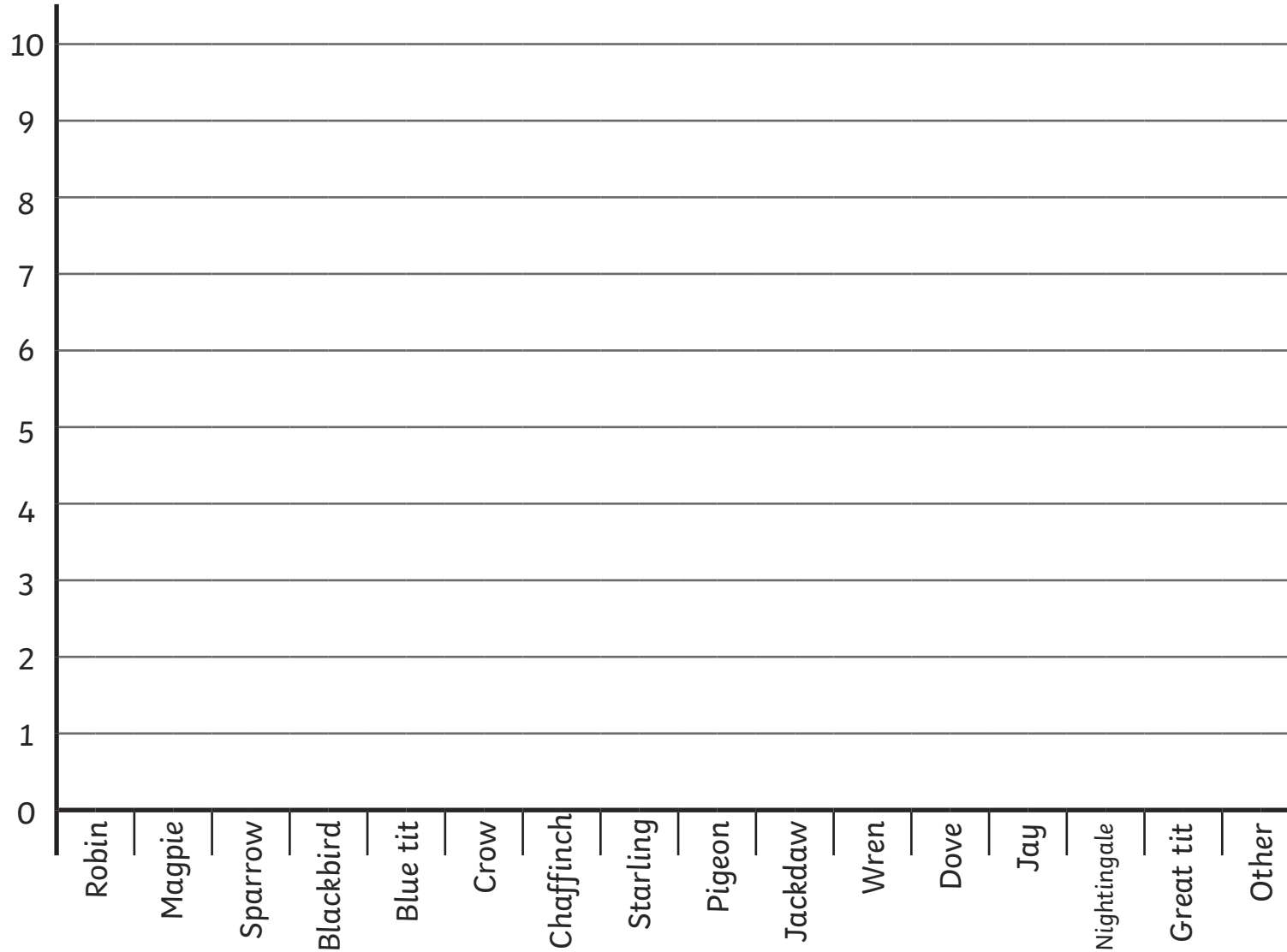
Bird	Tally
Jackdaw 	
Wren 	
Dove 	

Bird	Tally
Jay 	
Nightingale 	
Great tit 	

Draw any other birds you saw

# Big Birdwatch Counting

Now use your information to create a bar chart.



1. Which bird was the most common?
2. Which bird was the least common?
3. How many birds did you see altogether?
4. Are there any birds that you saw the same number of?
5. What is the difference between the most and the least number of birds you saw?