

Write Your Own....Spooky Tudor House Ghost Story



Tudor House was built over 500 years ago. During that time many people have called the house their home. From Tudor merchants to Victorian hat makers, each of them had their own story to tell.

Sometimes, visitors and people who work at Tudor House notice strange things happening and even think they see or hear the ghosts of people who lived here before.

One of the ghosts that has been spotted is a grey lady who sometimes appears on this

Use this pack to help you write your own spooky story set in Tudor House. You can print it out and fill in the pages or just use your own paper.




Step One: Plan your story

Over the next few pages, you will find some prompts to help you plan your story. Answer the questions as if the things in the story are happening to you and write about how you would react.

Make a note of your answers on a piece of paper so you have them ready when it's time to write your story.

We have also included a **research pack** with information and pictures about Tudor House and the type of people who used to live there to help you get inspired.



Research Pack

Photos of Tudor House



Outside



Upstairs



Air raid shelter



Attic



Garden



Cellar



What kind of people lived at Tudor House?

Here are some examples of the type of people who have lived at Tudor House over the past 500 years.



Tudor Merchant



Wealthy Tudor Lady



Tudor Servant



Georgian painter



Victorian hat maker



1940s museum curator



Now use these questions to help you plan your story

Don't forget to write your notes on a piece of paper

1. You are visiting Tudor House. It is nearly the end of the day so you are the last person left in the room...

Think About....

What does the room look like?

What can you see?

What can you hear?

How do you feel?

Useful words...

Dark, gloomy, old-fashioned,
wattle and daub, wood, dust,
creak, lonely, excited, intrigued,
scared

2. Suddenly you hear a noise...

Think About....

What does it sound like?

Where is it coming from?

Useful words...

Crash, rustle, creak, mumble,
bang, moan, chuckle

3. You look around and a ghost appears...

Think About....

What do they look like?

What are they wearing?

How do you react?

Useful words...

Shabby, tattered, smart, old-
fashioned, strange, unusual,
surprised, scared, intrigued, dazzled,
shocked

4. The ghost starts to speak to you...

Think About....

What do they say?

What does their voice sound like?


What is their name?

How long ago did they live in

Tudor House?

Useful words...

loud, quiet, whisper, mumble,
croaky, shy, confident, harsh, soft,
gentle, kind, angry



5. The ghost asks you to tell them what life is like today...

Think About...

What do you tell them?
What is your house like?
What do you do during the day?
What do you do to have fun?

Useful words...

Modern, house, flat, apartment,
brick, carpet, bathroom, bedrooms

6. You ask the ghost more about what life was like for them...

Think About...

What will you ask them?
What time period did they live in?
What job did they do?
What did they do for fun?

Useful words...

Tudor, Stuart, Georgian, Victorian,
20th Century, merchant, painter,
shoemaker, servant, book binder,
hat maker, museum curator

Want to add more details about your ghost's life to your story? Why not research life in your chosen time period online?


7. You hear an announcement that the house will be closing soon and let the ghost know that you need to leave. Before you go, they give you a present to help you remember them...

Think About...

What did they give you?
What does it feel like?
How do you react?

Useful words...

rough, smooth, light, heavy, dusty,
unfamiliar, interesting, excited,
surprised, honoured, disgusted



8. You decide to give the ghost a present in return...

Think About....

What do you give to them?
Why did you choose it?
How do they react?
How do you feel?

Useful words...

Special, precious, unique, favourite,
pleased, happy, unsure, nervous,
excited, grateful

9. Now it's time to say goodbye to the ghost...

Think About....

How do you say goodbye?
How do you feel?
How does the ghost react?

Useful words

Wave, smile, cry, sad, relieved,
happy, emotional

10. On your way out you tell the person locking up the house about what just happened...

Think About....

What do you tell them?
How do they react?
Do they believe you?
Do you think you will go back to the house?

Useful words

Shocked, scared, uninterested,
excited, intrigued, disbelieving

Great work! Now you have everything you need to write your story.

Step Two: Write your story

You can use the sheet on the next page to help write your story, or just get a fresh piece of paper and write it in your own way. **Remember to use your notes to help you.**



1. Yesterday I went on a visit to Tudor House in Southampton. It was the end of the day and I was the only visitor left in the room.

In the room I could see

.....

.....

I could smell

.....

I could hear

.....

.....

It made me feel

.....

.....

2. Suddenly I heard a noise!

It sounded like


.....

.....

I thought it might be coming from

.....

.....



3. I turned around and I saw a ghost standing right in front of me!

They looked

.....

.....

They were wearing

.....

.....

When I saw them I felt

.....

.....

4. The ghost started to speak to me

They said

.....

.....


Their voice sounded like

.....

.....

They told me their name was

.....



And they lived in Tudor House years ago.

5. The ghost wanted to know what life was like today

I told them

.....

My house is

.....

.....

.....

During the day I usually

.....

.....

.....

To have fun I

.....


.....

.....

6. I really wanted to know more about the ghost so I asked them some questions and they told me...

They lived during the period.

Their job was to be a



To have fun they used to

.....

.....

7. As the ghost finished answering my questions, I heard an announcement saying that the house was closing and everyone needed to leave. The ghost looked sad and before I left they gave me a gift to make sure I didn't forget them.

They stretched out their arm and gave me a

.....

It felt

It made me feel

.....

8. I didn't want the ghost to forget me either so I gave them...

.....

I chose it because


.....

.....

When they took it they said

.....

.....



9. To say goodbye to the ghost I...

.....

I felt

The ghost

.....

10. On my way out of the house I told the person locking up what happened.

When I told them they

.....

.....

As I was leaving I thought.....

.....

Congratulations! You've finished your Tudor House Ghost Story

Want to add more to your story? Why not...

- add in more ghosts from different times to make your story longer?
- draw pictures to illustrate your story?
- turn your story into a book by creating a front and back cover?
- Try turning your story into a play?

